



HAL
open science

Gradual Rules: A Heuristic Based Method and Application to Outlier Extraction

Lisa Di Jorio, Anne Laurent, Maguelonne Teisseire

► **To cite this version:**

Lisa Di Jorio, Anne Laurent, Maguelonne Teisseire. Gradual Rules: A Heuristic Based Method and Application to Outlier Extraction. *International Journal of Computer Information Systems and Industrial Management Applications*, 2009, 1, pp.145-154. lirmm-00430512

HAL Id: lirmm-00430512

<https://hal-lirmm.ccsd.cnrs.fr/lirmm-00430512>

Submitted on 18 Nov 2019

HAL is a multi-disciplinary open access archive for the deposit and dissemination of scientific research documents, whether they are published or not. The documents may come from teaching and research institutions in France or abroad, or from public or private research centers.

L'archive ouverte pluridisciplinaire **HAL**, est destinée au dépôt et à la diffusion de documents scientifiques de niveau recherche, publiés ou non, émanant des établissements d'enseignement et de recherche français ou étrangers, des laboratoires publics ou privés.

Gradual Rules: A Heuristic Based Method and Application to Outlier Extraction

Lisa Di Jorio, Anne Laurent, and Maguelonne Teisseire

Abstract—Nowaday, in spite of more and more efficient data mining tools, tackling databases containing discrete values or having a value for each item, like gene expression data, remains challenging. On such data, existing approaches either transform the data to classical binary attributes, or use discretisation, including fuzzy partition to deal with the data. However, binary mapping of such databases drives to a loss of information and extracted knowledge is not exploitable for end-users. Thus, powerful tools designed for this kind of data are needed. On the other hand, existing fuzzy approaches hardly take gradual notions into account, or are not scalable enough to tackle the problem.

In this paper, we thus propose a heuristic in order to extract tendencies, in the form of gradual association rules. A gradual rule can be read as “*The more X and the less Y, then the more V and the less W*”. Instead of using fuzzy sets, we apply our method directly on valued data and we propose an efficient heuristic, thus reducing combinatorial complexity and scalability. Experiments on synthetic datasets show the interest of our method. Moreover, we propose to use our method for an outlier extraction process. Experiments lead on real dataset shows the efficiency of our method.

Index Terms—Gradual Rules, Data Mining, Trends, Outlier

I. INTRODUCTION

Data mining aims at helping users to extract frequent patterns from large datasets. Many kinds of schemas have been proposed, such as the well known association rules [1], providing confidence and frequency information. Association rules can be written as “ $X \Rightarrow Y$ ” (Freq%, Conf%) where X and Y are disjoint sets of attributes. “*Freq*” measures the number of occurrences of $X \cup Y$ in the entire database, and “*Conf*” is the probability to obtain Y when X occurs.

These first methods were originally designed to fit binary attributes. However, with the evolution of storage tools, most of the databases do not only contain binary attributes, but rather discrete values, such as quantity values (in a supermarket, for example) or observation measures (for example, sensor readings).

Thus, new challenges are raised: *how to integrate this kind of attributes? How can we represent them without losing information?* Fuzzy logic plays an important role to resolve quantity and uncertainty problems. As these methods are successful in data mining, new works taking new structures into account have raised. These last years, we have seen the apparition of proposals dealing with the notion of “*gradual values*”[2]. Most of them plug gradual approaches into data

mining algorithms, in order to extract “*gradual association rules*”. We consider here gradual rules in the form “*the more / the less*”, such as “*the higher the age, the higher the pay*” or “*the older a subject, the less his memory*”.

These powerful structures can be applied in a wide range of domains. Among them are the marketing datasets (“*the more increase of champaign sales, the more increase of caviar sales*”), sensor readings, and medical databases (gene databases, symptom databases, etc.) where attributes are often quantitative (as for gene expressions database).

In this paper, we are interested in automatically and efficiently extracting gradual association rules. We propose an heuristic, based on local set optimization. The rest of this paper is organized as follows: first, we describe existing work on gradual association rule extraction. In Section III, we present our definition of gradual. Then Section IV shows some experiments. Moreover, we demonstrate in Section VI how to use gradual association rules in order to handle outlier detection. Finally, we conclude after a brief discussion.

II. RELATED WORK

As mentioned previously, fuzzy logic plays an important role in quantitative data mining. In set theory, an item belongs to a given set or to its complement. Such a system cannot deal with quantitative values, as we will only consider a presence of an item for a given object.

In fuzzy logic, an item can gradually belong to several sets, according to a membership function. Semantically, the membership degree denotes the idea of “*more or less*”. For example, instead of being only cheap or expensive, a product can be considered as mainly cheap and a little bit expensive. For instance, the object o_2 of the second row from table 1 is mainly considered as a cheap object, but its prize is a little bit expensive. Thus, one can define fuzzy sets on the domain of a given item. Continuing the prize example, we introduce two fuzzy sets: in Figure 2, a product is considered as totally cheap up to 30 Euro, and starting to be expensive above 30 Euro. From 40 Euro, we consider the prize as expensive. Then, each item value of the database can be transformed as a membership degree to each corresponding fuzzy set, as shown in Table 1.

In the general case, fuzzy association rule extraction is done through an extension of classical rules extraction algorithms. The main difference lies in the frequency definition: the frequency of an itemset XY is defined on the logical conjunction between X and Y , which can be expressed through a t-norm operator. A t-norm expresses the membership degree of X and Y together in a given fuzzy set. In a fuzzy extraction

L. Di Jorio and A. Laurent are with the LIRMM laboratory (Montpellier, France)

M. Teisseire is with the Cemagref, UMR TETIS (Montpellier, France)

Manuscript received July 31, 2009;

Obj	Pr.	Ch.	Exp.
o_1	20	1	0
o_2	33	0.75	0.25
o_3	35	0.5	0.5
o_4	60	0	1

Fig. 1. Database Sample

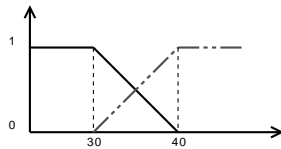


Fig. 2. Fuzzy Sets

rule process, minimum operator ($\min(X, Y)$) and Lukasiewicz operator ($\max(X + Y - 1, 0)$) are commonly used. A fuzzy association rule is then of the form ($[X, A] \Rightarrow [Y, B]$), where A and B are fuzzy sets defined on X and Y domain respectively. This rule can be read as “X is in A implies Y is in B”.

Fuzzy sets are usually defined by the user. Thus, fuzzy association rules are an interface between the user and the database, as extracted knowledge will be based on user-understandable fuzzy sets. Moreover, fuzzy rules have a great expression power, as they give a linguistic sense to attribute quantities. Therefore, fuzzy rule extraction has been widely studied since these last years. But fuzzy theory does not restrict itself to a membership degree meaning “X is in A”. Indeed, fuzzy logic allows to integrate linguistic modifiers, like “almost” or “more or less”. More recently, with the apparition of performants algorithms, a particular attention has been given to gradual expression extraction, using fuzzy set.

According to Zadeh, the “transition from non-membership to membership is gradual rather than abrupt”. Noticing that gradualness is still missing part from fuzzy theory, [3] introduces a formalization of the so-called “gradual element”. [3] shows some possible applications of such elements, mainly in fuzzy logic theory, like fuzzy cardinality or defuzzification. However, gradual dependencies between fuzzy sets are not really evoked in this paper.

Some works explore more deeply the notion of gradual rules. Rescher-Gaines implication is employed in order to measure gradualness ($A(X)$ is the membership degree of X in A):

$$X \rightarrow_{RG} Y = \begin{cases} 1 & \text{if } A(X) \leq B(Y) \\ 0 & \text{else} \end{cases}$$

However, this kind of implication is too restrictive: value of $A(X)$ is ruled by $B(Y)$ value, giving thus 1 if $B(Y)$ increases. By binarizing values, Rescher-Gaines does not really measure a variation of X value and Y value. Moreover, it is a challenging issue to combine more than two items (see [4] for a complete study) in the premise and the conclusion using a Rescher-Gaines implication. To overcome this problem, [5] proposes to mine rules having only one item in the conclusion. The problem of managing several attributes is resolved by using a t-norm operator in the premise of the implication. This approach raises two kinds of problems. Firstly, a study of extracted rules shows that not all the rules are coherent on their semantic interpretation. For example, in some case, two rules are contradictory. Secondly it is not possible to combine increasing and decreasing variations (for example “when age increases and performance decreases, then the number of fired persons increases”).

[6] uses statistical analysis in order to extract gradual rules. In the non fuzzy case, association can be represented by the mean of contingency tables. [6] adapt these one to the fuzzy context by the mean of a contingency diagram. Then, linear regression is used in order to derive gradual rules. Afterwards, a quality measure keeps the more interesting rules. This approach brings a new point of view, but cannot be directly adapted to a classical algorithm, as linear regression could quickly become a bottleneck. [6] offers a good formalization and notices that an extraction of positive and negative trends could result in a redundancy information.

Starting from this last observation, [7] formalizes four kinds of gradual rules of the form “The more / less X is in A, then the more / less Y is in B”, and proposes an Apriori-based [1] algorithm to extract them. However, frequency is computed from pairs of objects, increasing the complexity of the algorithm. Despite a good theoretical study, the algorithm is limited to the extraction of gradual rules of length 3.

Finally, [8] is the first to formalize gradual sequential patterns. This extension of association rules allows for the combination of gradual temporality (“the more quickly”) and gradual list of itemsets. The extraction is done by the algorithm GRaSP, based on generalized sequential patterns [9] to extract gradual temporal correlations.

All these approaches extract gradual rules from quantitative databases using fuzzy membership degree. In this paper, we simply use order relation directly on the values instead of membership degrees. Moreover, this method overcomes the problem of Rescher-Gaines conjunction, and extracts more relevant rules, as premise of the rule will not be restricted on the conclusion. Thus, we are able to plug new definitions to classical algorithms in order to be scalable. Defining increasing and decreasing items, allows us to combine two kinds of items, and to extract gradual rules of length n.

III. OUR APPROACH

A. Definitions

In this paper, we consider gradual rules like “when X varies, then Y varies”. We consider a database DB containing a set of objects \mathcal{O} and a set of items \mathcal{I} . Each row represents a transaction t for a corresponding object, and $t[i]$ denotes the value associated to the item i . A sample database is displayed on Table 1 with a set of eight persons with their age, salary and number of cars. For example, the person described by object o_1 is 22 years old, earns 1,200 Euro a month, and has one car. From this kind of database, we wish to extract rules like “The older the person, the higher the salary”.

Our objective is to use a classical algorithm for association rules extraction. There are two main paradigms to extract association rules: *pattern-growth* approach, and *generate and prune* approach. Their efficiency is similar, even if pattern-growth approach has been empirically proved to be more efficient than generate and prune. In our case, this approach can be used only if gradual items and gradual itemsets are clearly defined. So, gradualness for a given item i denotes two possible variations on its domain of values:

- The value increases. In this case, we have a gradual item that can be interpreted by “*the more i*”. We note it i^+ , and use the \geq operator to extract it.
- The value decreases. In this case, we have a gradual item that can be interpreted by “*the less i*”. We note it i^- , and use the \leq operator to extract it.

Definition 1: (gradual item) Let $i \in \mathcal{I}$ be an item and $*$ $\in \{\geq, \leq\}$ a comparison operator. Then a gradual item i^* is defined as an item i associated to an operator $*$.

Definition 2: (gradual itemset) A gradual itemset is a non-empty set of gradual items. A k -itemset is a gradual itemset of length k , i.e. containing k gradual items.

Note that operators $\{\geq, \leq\}$ are used, including the case when two values are equal. Thus ordered values are directly compared. In [7] a strict inequality is considered. In a classical way, frequency of an item is the number of transactions containing this item. In a gradual context, we have to compare each $t[i]$ and to select the ones respecting an increasing (or decreasing) variation. Thus, gradual mining automatically leads to an object comparison. There are some ways to achieve this, including a two-by-two comparison. Therefore, to find objects supporting a gradual itemset, [7] projects the database in a database of pairs. Thus, there is no loss of information due to equality. For example, let us consider the values for item “Car” in Table I, and consider objects o_6, o_7, o_8 . When looking for Car^+ , [7] will construct six pairs: $\{(o_6, o_7), (o_6, o_8), (o_7, o_6), (o_7, o_8), (o_8, o_6), (o_8, o_7)\}$, and will only keep $\{(o_6, o_7), (o_6, o_8)\}$ as pairs respecting the increasing variation.

However, projecting the database into a pair database can be too memory consuming and will not allow for mining large datasets, as it leads to handle a database with $|\mathcal{O}| \cdot (|\mathcal{O}| - 1)$ objects. Consequently, we propose as an alternative the use of an ordered dataset.

Definition 3: Let $(i_1^{*1} i_2^{*2} \dots i_n^{*n})$ be a gradual itemset where $*_1 \dots *_n \in \{+, -\}$. Let $G^{\mathcal{D}}$ be the transaction set ordered first on i_1^{*1} , then on $i_2^{*2} \dots$ then on i_n^{*n} . A transaction t supports $(i_1^{*1} i_2^{*2} \dots i_n^{*n})$ if:

$$\forall t_j, t_k, j \neq k \begin{cases} t_j[i_1] *_1 t_k[i_1] \wedge \dots t_j[i_n] *_n t_k[i_n] & \text{if } t_j > t_k \\ t_j[i_1] \neg *_1 t_k[i_1] \wedge \dots t_j[i_n] \neg *_n t_k[i_n] & \text{else} \end{cases}$$

Object	Age (A)	Salary (S)	Car (C)
o_1	22	1200	1
o_2	28	1850	1
o_3	24	1200	0
o_4	35	2200	1
o_5	38	2000	1
o_6	44	3400	1
o_7	52	3400	2
o_8	41	5000	2

TABLE I
A DATABASE \mathcal{DB}

Definition 3 allows to extract transactions which are gradual on an itemset. Note that we can construct more than one $G^{\mathcal{D}}$.

O	A	S
o_1	22	1200
o_3	24	1200
o_2	28	1850
o_5	38	2000
o_8	41	5000

TABLE II
 A^+S^+

O	A	S
o_1	22	1200
o_3	24	1200
o_2	28	1850
o_4	35	2200
o_6	44	3400
o_7	52	3400

TABLE III
OTHER A^+S^+

For example, starting from the database shown on Table 1, we are looking for objects that support the gradual itemset A^+S^+ . Clearly, keeping o_4 will not allow to keep o_5 as $t_{o_4}[P] > t_{o_5}[P]$. So, we can create two gradual sets: one containing o_4 and excluding o_5 , and one keeping o_5 . The same kind of contradiction is found for o_8 . Among all possible $G^{\mathcal{D}}$, some contain more objects than others. These ones are thus considered as the more *representative* of the considered gradual itemset. Then frequency is defined by:

Definition 4: Let $s = (i_1^{*1} i_2^{*2} \dots i_n^{*n})$ be a gradual itemset and $G_s^{\mathcal{D}}$ be the set of all possibles $G^{\mathcal{D}}$ for s . The frequency of s is given by:

$$Freq(s) = \frac{\max(|G_s^{\mathcal{D}}|)}{|\mathcal{O}|}$$

where $G_s^{\mathcal{D}} \subset G^{\mathcal{D}}$.

As an illustration, let us calculate $Freq(A^+S^+)$. Among all the $G^{\mathcal{D}}$, one of the maximal is $\{o_1, o_2, o_3, o_5, o_6, o_7\}$. Then $Freq(A^+S^+) = \frac{6}{8} = 0.75$. It can be read as “*the more the age increases, the more the salary increases*”. Note that the conclusion is not a consequence of the premise, i.e. an increasing age will not induce an increasing salary. At this stage, we are only talking about gradual itemsets, and not about gradual rules including causality. A gradual association rule is defined as follows:

Definition 5: Let s_1 and s_2 be two gradual itemsets such as $s_1 \cap s_2 = \emptyset$. A gradual association rule is of the form $R: s_1 \Rightarrow s_2$ with two associated measures:

- **frequency** is the frequency of all the gradual items: $Freq(R) = Freq(s_1 \cup s_2)$
- **confidence** measures the probability to have s_2 having s_1 : $Conf(R) = \frac{Freq(s_1 \cup s_2)}{Freq(s_1)}$

All measures associated to a gradual rule are computed when considering the best way to organise and order the data in the best $G_s^{\mathcal{D}}$. This maximal set is the core of the algorithm. Finding classical association rules is done by growing the set of frequent itemsets. Our intuition is that gradual itemsets extraction can be done in a similar way. It is possible to use gradual k -itemsets to construct gradual $(k + 1)$ -itemsets. To apply this, we need to handle two challenges. Firstly, we have to find the a maximal $G^{\mathcal{D}}$ in order to compute the more representative frequency. Secondly, the join operation between

two G^D have to be formally defined. However, this is not a trivial task: we have seen that we have to choose which element will be discarded from the original set. *Which one is the best?* In the following section, a heuristic based on maximal sets is proposed as a first solution.

B. Finding the Best Candidates

Our proposition is based on the following observation: some elements are conflicting with others, and keeping them leads to discard the others. So, we can easily make a list of the ones discarding more other objects. Therefore, we propose to keep a list of *conflicting set*, and to base our choices on this list. From it, we will be able to generate the maximal local G^D .

1) *2-itemset case*: For the sake of simplicity, we first explain our method for gradual 2-itemsets, and then generalize it to n -itemsets. We define a conflicting set for a 2-itemset as:

Definition 6: Let $i_1^{*1} i_2^{*2}$ be a 2-itemset, and \mathcal{O} a set of objects from \mathcal{DB} ordered on i_1 according to $*_1$ and then on i_2 according to $*_2$. For an object $o_i \in \mathcal{O}$, we keep all objects discarded in a conflicting set, called \mathcal{C}_i . Namely, $\forall o_j \in \mathcal{C}_i, t_{o_i}[i_2] \supset *_2 t_{o_j}[i_2]$.

It is easy to see that an empty set \mathcal{C}_i will mean that o_i can participate to the frequency of the associated gradual 2-itemset, as it does not contradict the operator $*_2$. On the opposite, the bigger a \mathcal{C}_i is, the more objects we will have to discard if we want to keep o_i . In other words, the conservation of such an object brings us to discard $|\mathcal{C}_i|$ other objects. In order to construct a representative set of objects associated to a gradual itemset, we first delete the ones having the maximal \mathcal{C}_i . Note that our structure is symmetric: if $o_i \in \mathcal{C}_j$ then $o_j \in \mathcal{C}_i$. In the rest of this paper, we call \mathcal{C} the set containing all the conflicting sets for a gradual n -itemset.

On a first step, we keep all the objects having an empty conflict set: $t_0 = G^D \leftarrow f_{emp}(\mathcal{C})$ (where f_{emp} returns all objects having an empty conflicting set). Then, we discard the object having the biggest conflicting set using f_{max} function: $t_1 = \mathcal{O} \setminus f_{max}(\mathcal{C})$. Deleting an object from the candidate set will delete it from the conflicting sets it was in. Actually, due to the symmetry of the structure, we only have to follow each object contained in the deleted \mathcal{C}_i . Thus, these two steps can be summarized into $t_{01} = G^D \leftarrow f_{emp}(\mathcal{O} \setminus f_{max}(\mathcal{C}))$. Then, we repeat our process until obtaining only empty conflicting sets. This leads to a recursive formula:

Proposition 1: The recursive function $t_n = G^D \leftarrow t_{n-1}$ with $t_0 = G^D \leftarrow f_{emp}(\mathcal{O} \setminus f_{max}(\mathcal{C}))$ computes a maximal local representative set.

Proof: Let us say that $|G^D| = n$. Suppose that there is another representative set \mathcal{F} such that $|\mathcal{F}| = m | m > n$. This means that there is an object o_i in \mathcal{F} and not in G^D . Then $\mathcal{C}_i = \emptyset$. But, by construction, if $\mathcal{C}_i = \emptyset$, then $o_i \in G^D$. It is thus impossible that $o_i \notin G^D$. ■

Let us illustrate Proposition 1 by calculating a representative G^D for $(A^+ S^+)$. Ordering database from Table 1 on A^+ and then on S^+ gives the database shown on Table IV. We have

calculated, for all the objects, the corresponding conflicting set, which can be viewed on the third column. For example, we can see that conserving o_8 means deleting o_6 and o_7 , and symmetrically keeping o_6 and o_7 means discarding o_8 .

Object	A	S	\mathcal{C}_i
o_1	22	1200	\emptyset
o_3	24	1200	\emptyset
o_2	28	1850	\emptyset
o_4	35	2200	$\{o_5\}$
o_5	38	2000	$\{o_4\}$
o_8	41	5000	$\{o_6, o_7\}$
o_6	44	3400	$\{o_8\}$
o_7	52	3400	$\{o_8\}$

TABLE IV
SORTED \mathcal{O} ON A^+ THEN ON S^+

In this example, o_8 is the object having the maximal conflicting set. During the first step, the operation $G^D \leftarrow f_{emp}(\mathcal{O} \setminus o_8) \equiv G^D \leftarrow \{o_1, o_3, o_2, o_6, o_7\}$ is done. Table V shows this first operation: discarding o_8 updates o_6 's and o_7 's conflicting sets. These sets become empty and can be added to the representative set.

Object	A	S	\mathcal{C}_i
o_1	22	1200	\emptyset
o_3	24	1200	\emptyset
o_2	28	1850	\emptyset
o_4	35	2200	$\{o_5\}$
o_5	38	2000	$\{o_4\}$
o_8	41	5000	$\{o_6, o_7\}$
o_6	44	3400	$\{o_8\} = \emptyset$
o_7	52	3400	$\{o_8\} = \emptyset$

TABLE V
OPERATION t_{01}

Note that on the following step, o_4 or o_5 can be equally discarded as they are excluding each other. The final cardinality of the representative set will be the same, but we will discuss later about the consequences of this choice. Here, we discard the first one, thus obtaining $G^D = \{o_1, o_3, o_2, o_5, o_6, o_7\}$ as a result.

2) *n-itemset case*: Using a *generate and prune* algorithm, it is easy to extend a gradual 2-itemset extraction to the general case. Actually, in a such algorithm, itemsets are generated level by level by the mean of an intersection between level n and level $n - 1$. In our case, a simple intersection between two representative sets cannot be performed. It can lead to an incorrect result, due to the gradual aspect of the method. However, a level-wise method brings us a great advantage: we can order objects starting from the second level, and keep this order level by level. In other words, the order found for a gradual n -itemset is the same for an $(n + 1)$ -itemset. Thus, we gain on the sort operation, which can be time-consuming.

Definition 7: Let $i_1^{*1} \dots i_n^{*n}$ be a n -itemset, and \mathcal{O} a set of objects from \mathcal{DB} ordered on i_1 according to $*_1$ and then on i_2 according to $*_2 \dots$ and then on i_n according to $*_n$. For an object $o_j \in \mathcal{O}$, we keep all objects discarded in two conflicting sets: one concerning item i_{n-1} called $\mathcal{C}_{i_{n-1}}$ and one concerning i_n

called \mathcal{C}^{i_n} . So, $\forall o_k \in \mathcal{C}^{i_{n-1}}, t_{o_j}[i_{n-1}] \neg *_{n-1} t_{o_k}[i_{n-1}]$ and $\forall o_k \in \mathcal{C}_{i_n}, t_{o_j}[i_n] \neg *_{n-1} t_{o_k}[i_n]$.

The method is the same as before, except that we manage two conflicting sets to find objects having the maximal one. Our joining algorithm is given by Algorithm 1. It implements the recursive function given in proposition 1. The “While” loop makes the recursion, and $G^{\mathcal{D}}$ is constructed into the “if” condition. Function $f_{cnf} : \mathcal{O} \rightarrow \mathcal{C}$ associates a conflict set to an object.

Algorithm 1: n-SupportCount

Data: A g-itemset $s = (i_1^{*1} \dots i_n^{*n})$,
Set of objects \mathcal{O} sorted according $n - 1$ items,
Confictual sets \mathcal{C}^n and \mathcal{C}^{n-1}

Result: Representative $G^{\mathcal{D}}$ for s

```

 $G^{\mathcal{D}} \leftarrow \emptyset$ 
while  $\mathcal{O} \neq \emptyset$  do
   $o = f_{max}(\mathcal{C}^{i_n}, \mathcal{C}^{i_{n-1}})$ 
   $\mathcal{O} \leftarrow \mathcal{O} \setminus \{o\}$ 
  foreach  $o_j \in \mathcal{O}$  do
     $f_{cnf}(o_j, \mathcal{C}^{i_n}) \leftarrow f_{cnf}(o_j, \mathcal{C}^{i_n}) \setminus \{o\}$ 
     $f_{cnf}(o_j, \mathcal{C}^{i_{n-1}}) \leftarrow f_{cnf}(o_j, \mathcal{C}^{i_{n-1}}) \setminus \{o\}$ 
    if  $f_{cnf}(o_j, \mathcal{C}_{i_n}) = \emptyset$  and  $f_{cnf}(o_j, \mathcal{C}^{i_{n-1}}) = \emptyset$  then
       $G^{\mathcal{D}} \leftarrow G^{\mathcal{D}} + \{o_j\}$ 
       $\mathcal{O} \leftarrow \mathcal{O} \setminus o_j$ 
    end
  end
end
return  $\mathcal{O}_R$ 

```

C. Interesting Properties

Our proposition raises some interesting properties discussed in this section. First of all, we found a common property with [7] concerning the negation of an itemset. Order relations such as $\{\geq, \leq\}$ have a negation (or complementary) defined as c . Here $c(\geq) = \leq$ and $c(\leq) = \geq$. So, the negation of an itemset will be defined as follow:

Definition 8: Let $s = (i_1^{*1} \dots i_n^{*n})$ be an itemset. Then the negation of s , noted $c(s)$, is $(i_1^{c(*1)} \dots i_n^{c(*n)})$.

We thus have:

Proposition 2: (negative g-itemset) Let $s = (i_1^{*1} \dots i_n^{*n})$ be a g-itemset. If a set of objects $G^{\mathcal{D}}$ respects this g-itemset, then it respects $c(s) = (i_1^{c(*1)} \dots i_n^{c(*n)})$.

Proof: $\forall o, p \in \mathcal{O}, o * p \Leftrightarrow p c(*) o$. This implies immediately that every object from $G^{\mathcal{D}}$ respects its complementary. ■

Corollary 1: $Freq(s) = Freq(c(s))$

This means that only half of the gradual itemsets can be generated, as all the other part will be deduced from them. This leads to an important time and memory optimization.

In our proposition, gradualness is expressed through a total order relation. Thus, whatever the 1-g-itemset considered, every object of the database will participate to its representative

set, as every object is comparable. So, the frequency of a 1-g-itemset will always be 1 (100%). A 1-g-itemset does not bring a great expressive power (having only that “ A increases” for 100% of the database is not useful: we know that every person age’s can be ordered). Moreover, as our proposition is based on an **object-to-object** comparison, there is no semantic explanation of a 1-g-itemset. So, we will start the generation of representative sets from the second level (i.e., from 2-g-itemsets).

The confidence is based on frequencies of g-itemsets. We know that $\forall i \in \mathcal{I}, Freq(i^+) = Freq(i^-) = 1$. However, for a rule deduced from a 2-g-itemset:

- $Conf(i_1^{*1} \Rightarrow i_2^{*2}) = \frac{Freq(i_1^{*1} i_2^{*2})}{Freq(i_1^{*1})}$
- $Conf(i_2^{*2} \Rightarrow i_1^{*1}) = \frac{Freq(i_1^{*1} i_2^{*2})}{Freq(i_2^{*2})}$

As $Freq(i_1^{*1}) = Freq(i_2^{*2})$, we obtain $Conf(i_1^{*1} \Rightarrow i_2^{*2}) = Conf(i_2^{*2} \Rightarrow i_1^{*1}) = Freq(i_1^{*1} i_2^{*2})$. Thus, it is impossible to establish the most significant implication of the rule for a rule of length 2. We start the gradual association rule generation from the third level.

IV. EXPERIMENTS

Our approach has been implemented in C++ as C++ allows a deep memory management.

We ran our algorithm on synthetic datasets, in order to measure memory and execution performances. We used the IBM Synthetic Data Generation Code for Associations and Sequential Patterns¹ in order to generate synthetic datasets. However, IBM Generator was designed for association rules, and therefore generates datasets in a presence or absence form. So, we used a simple random in order to assign a numerical value to a given item. Zero values mean “*this item is not present in this transaction*”. As we use equality, zero values can participate in the frequency computation. However, as we consider them as absence values, they are thus ignored by the program.

IBM Generator allows to choose a good number of important parameters, among them the number of transactions and their average size. Intuitively, as g-itemset calculation is based on the value from one transaction to another for the same itemset, if we want to generate some gradual rules, we need to generate databases with transaction having most of the set \mathcal{I} of items. This kind of bases can be clearly compared to gene expression databases.

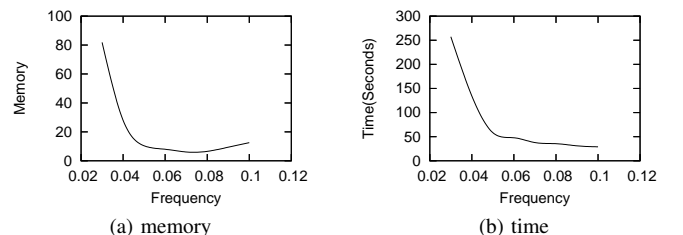


Fig. 3. 1000 transaction and 100 items performances

¹www.almaden.ibm.com/software/projects/hdb/resources.shtml

Tests are very promising: for databases containing about 1,000 large transactions, the execution takes some seconds, and has a good reaction to a very low support (0.005%) as show Figures 3a and 3b.

V. DISCUSSION

One of the drawbacks of the proposed here approach is that, as we use a heuristic, it could be the case that some rules are not extracted. In fact, each time we have more than one maximal conflicting set, we choose one of them. There are several manners to do this choice (choosing the first one, choosing by random, etc.). However, whatever this choice, the frequency returned is always lower or equal to the real one, due to the level-wise aspect of our algorithm. For example, considering the database from Table VI, constructing g-itemset (A^+B^+) will discard $\{o_x, o_y, o_z\}$, as they are contradictory with all the others. However, for $(A^+B^+C^+D^+E^+)$, $\{o_x, o_y, o_z\}$ is the best set. Our method will choose the other solution and find in the end $\{o_1, o_4\}$.

	A	B	C	D	E
o_1	3	1	3	3	1
o_2	4	2	1	4	2
o_3	5	3	4	1	3
o_4	6	4	3	5	4
o_5	7	1	5	2	5
o_6	8	1	6	6	1
o_x	1	20	10	15	10
o_y	2	30	20	40	20
o_z	2.5	40	30	50	30

TABLE VI
A PROBLEMATIC DATABASE

However, in such case, *how to choose the one to discard?* It is important to highlight that if discarding o_i instead of o_j seems to be best to improve the frequency of (i_1, \dots, i_n) , it may be the worst solution for (i_1, \dots, i_{n+3}) 's. But while generating i_{n-1} , we cannot predict the best decision for the i_{n+x} level. Thus, exhaustive extraction of gradual itemset is a challenging task.

In another hand as we are using total order relation, it is possible to use restriction properties. Indeed, equality does not directly determine wether an object participates to $s_1 = (i_1^+ i_2^+)$ or to $s_2 = (i_1^+ i_2^-)$, but restricted order can clearly identify to which g-itemset this object belongs. Thus, it is possible to adapt the inclusion-exclusion principle and build at the same time representative object sets for s_1 and s_2 .

Integrating the equality relation could make some g-itemset "non-gradual". A typical example is (A^+C^+) from Table I which will generate the following representative set: $\{o_1, o_2, o_4, o_5, o_6\}$. However, $t_{o_1}[C] = \dots = t_{o_6}[C]$, meaning that even if the age increases, the number of cars does not evolve. To overcome this problem, we could introduce a quality measure. The simplest one would be the percentage of common values for an item. Statistical "measures" such as covariance or entropy could be used too. However, it will be necessary to adapt the former to a multi-variable context. Note that these "measures" do not have an anti-monotonicity property, due to

the introduction of a mean. Thus, we will not be able to use them as a prune constraint. At this time, we have not done tests on this point. This is let as a future work.

The quality raise an important issue of gradual rule: we argue that these particular correlation can handle more knowledge than the variation. Among them are the way a strong variation behave on more than one rule, or the extraction of contradicting rules having a similar frequency. Is it surprising? Can it be handled? We propose in the next section to apply gradual rules to Outlier Detection.

VI. APPLYING GRADUAL RULES TO OUTLIERS DETECTION

Proposing efficient algorithms allowing to extract the complete set of patterns has been widely studied these last years. However, most of the time, users consider that patterns deviating from the norm bring more information than only frequent patterns. This is adressed in literature under different terms: outlier detection, exceptions, surprising behavior...

In this section, we show how gradual patterns can be used to highlight such interesting behaviors. In the gradual context, different kinds of unexpected behaviors can be defined, which can generally be separated into two categories: behaviors concerning an object, and behaviors concerning a rule. In the first case (global and local outliers), objects are extracted while in the second case (unexpected rules), surprising rules are extracted.

Global Outliers: in this case, considering a database DB and a set of items (attributes) I, we are looking for the transactions (objects) which are different from the other ones taking into account the whole database. For example, let us consider a set of proteins and some features describing them. We are looking for the proteins which do not behave like the other ones regarding all the listed features. However, this approach considers that all items are correlated and can thus be used in order to discriminate the outliers. In our context, we do not know whether items are correlated, as we are expecting to extract these correlations using our approach.

Local Outliers: in this case, we are looking for objects having a different behavior according to a given pattern. For example, we extract from a database the pattern "the higher the age, the higher the salary", with a frequency of 99%. This means that 1% of the considered set of objects does not follow this rule. Regarding the high frequency, it could be interesting to point out this 1% of objects to the user.

Unexpected rules: in this case, we are looking for patterns contradicting a belief. For example, we have the belief that "seat belt implies saving life", which is contradicted by "child and seat belt implies death". Note that this work is really different from ours, and will not be adressed here. In our context, we focus on mining **local outliers**. The

motivations are the following ones:

- Firstly, we do not have any information about corellated items from our database. Thus, detecting global outlier

remains more challenging. Moreover, we do not state of any distribution hypothesis on our database.

- Secondly, as we have stated before, we need a quality measure in order to filter uninteresting gradual rules, i.e. rules which variation is almost zero.

However, we did not take into account rules having a strong variation in the proposition described in previous Section. Moreover, in the context of variation, some objects are interesting: the ones breaking the average variation. As an example, let us consider Table VII which gives, for five different companies, their age and their benefit. In this case, the pattern “The older, the more the benefit” is supported by the whole database (each value is increasingly ordered). The variation on the age is constant from one company to the other one: 10 months. However, the variation on the benefits follows a different behavior: it is constant until c_3 (10000\$) and four times higher for c_4 . We will thus output this company as a surprising one according to the gradual rule.

Company	Age (month)	Benefits (\$)
c_1	10	20,000
c_2	20	30,000
c_3	30	40,000
c_4	40	80,000
c_5	50	90,000

TABLE VII
AGE AND BENEFIT OF FIVE DIFFERENT COMPANIES

A. Gradual rules and outliers: definitions

Problem Definition: Given a database \mathcal{DB} and a minimal threshold $minFreq$, our goal is to find the gradual rules which support the variation on the one hand, and contain some brutal variations on the other hand. Moreover, we aim at finding which objects supporting this pattern exhibit such a variation.

More formally, we define an outlier as:

Definition 9: (outlier) Let $s = (i_1^{*1} \dots i_n^{*n})$ be a gradual itemset and $G^{\mathcal{D}}$ be its associated representative set. Let m be the mean of the values for i_n , and ε be a user-defined minimum variation threshold. An object o is said to be an outlier if $|t_o[i_n] - m| > \varepsilon$.

In other words, an object is an outlier according to a rule if the deviation of its values for the last item is more than a user-defined threshold ε . Notice that any measure can be used, as some measures are more relevant for specific contexts. For example, a naive solution consists in taking the average of variation and in considering an object as an outlier if its variation is at least twice as large as the average. Referring back to our previous example, the average on the benefits is 17,500 (by applying formula 1).

$$\bar{T} = \frac{1}{n-1} \sum_{x=1}^n |i_x - i_{x-1}| \quad (1)$$

Thus, c_4 is considered as an outlier because its variation (40,000) is more than $2 \times 17,500$.

In this paper, we propose the use of *Chebyshev's inequality*. This inequality states that, under very general conditions, in a

data sample generated according to a probability distribution, nearly all the values are close to the mean value. The inequality is given by formula 2, where X is a random variable, μ an expected value and σ a finite variance:

$$Pr(|X - \mu| \geq k\sigma) \leq \frac{1}{k^2} \quad (2)$$

In our context, let us denote by \bar{T}_{i_n} the mean for a given gradual itemset $s = (i_1^{*1} \dots i_n^{*n})$:

$$\bar{T}_{i_n} = \frac{1}{|G^{\mathcal{D}}|} \sum_{x=1}^{|G^{\mathcal{D}}|} t_x[i_n] \quad (3)$$

The variance is given by formula 4:

$$\sigma = \frac{1}{|G^{\mathcal{D}}|} \sum_{x=1}^{|G^{\mathcal{D}}|} |t_x[i_n] - \bar{T}_{i_n}| \quad (4)$$

Thus, outliers are the objects o such that:

$$Pr(|t_o[i_n] - \bar{T}_{i_n}| \geq k\sigma) \leq \frac{1}{k^2} = \varepsilon \quad (5)$$

$$k = \frac{1}{\sqrt{\varepsilon}} \quad (6)$$

Using Table VII, we obtain:

$$\begin{aligned} \bar{T}_{Benefit} &= 52000 & \sigma &= 32000 \\ \varepsilon &= 0.1 & Cheb &=] - 46488, 150488[\end{aligned}$$

This means that every object having a value out of the range $] - 46488, 150488[$ will be considered as an outlier. Applying it on a very small dataset like our example is not relevant but, applying it on large dataset, this method is known to be relevant. The general algorithm of our method is given by Algorithm 2:

Algorithm 2: ExtractOutliers

Data: A database DB ,
A minimal frequency threshold $minFreq$,
A minimal standart deviation ε
Result: Frequents gradual itemset respecting $minFreq$
and containing outliers

```

 $\mathcal{L}_1 \leftarrow ScanDB()$ 
 $k \leftarrow 1$ 
while  $|\mathcal{L}_k| > 0$  do
   $\mathcal{L}_{k+1} \leftarrow Generate(\mathcal{L}_k)$ 
  forall  $l \in \mathcal{L}_2$  do
    if  $SupportCount(l) \geq minFreq$  then
       $\mathcal{L}_3 \leftarrow l$ 
       $out \leftarrow ComputeOutliers(\varepsilon)$ 
      if  $|out| > 0$  then
         $OutPut(l, out)$ 
      end
    end
  end
   $k \leftarrow k + 1$ 
end

```

As previously, we use a levelwise approach. Outliers are computed on the fly at every level, and gradual itemsets are output only if they contain outliers. The Chebychev's inequality is implemented by the function *ComputeOutliers*.

Using our method, the extracted outliers only concern the last item of the gradual itemset. As we use a levelwise algorithm, the outliers for every level will be output independently of the ones output at the previous level. Thus, *can the current outliers be taken into account for the next level?* If the outlier belongs both to the previous and new representative sets, we should output that these two gradual items are correlated. Notice that Chebyshev's inequality has been extended to the multidimensional context. However, due to space complexity, it is hardly applicable on large datasets. This is left as a perspective work.

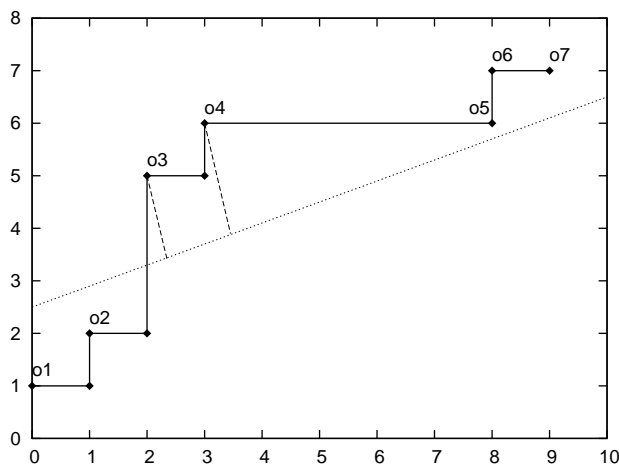


Fig. 4. Example of a projected gradual 2-itemset

Chebychev's inequality allows for a detection of extreme values, i.e. objects having a value far from the mean. However, in our context, the value of the previous object in the ordering has to be taken into account. For example, let us consider the graph of Figure 4. Here, we consider a gradual itemset of length 2, $s = i_1^{\geq} i_2^{\geq}$, and an object set $\mathcal{O} = \{o_1, o_2, o_3, o_4, o_5, o_6, o_7\}$ respecting s . We projected the values of all element of \mathcal{O} on two axis: x axis for the values of i_1 , and y for the values of i_2 . A computation of Chebychev's inequality output objects o_3 and o_4 as being outliers. This is due to the fact that their distance to the mean is higher than all the other objects. However, we are looking for brutal variation, and if the variation between o_2 and o_3 is high, this is not the case of the variation between o_3 and o_4 . Thus, we should add another criteria to formula 2 in order to handle variation strength.

B. Extracting Outliers from a Real Dataset

In this section, we show the result of our method on a real dataset about basketball players². This database is designed over 17 items, listed on Table VI-B. We ran the algorithm on the first 2,000 players.

²<http://www.databasebasketball.com/>

Id	Meaning
leag	League
gp	Games Played
minutes	Minutes Played
pts	Total Points
oreb	Offensive Rebounds
dreb	Defensive Rebounds
reb	Rebounds
asts	Total Assists
stl	Steals
blk	Blocks
turnover	Total Turnover
pf	Total Personal Fouls
fga	Field Goals Attempted
fgm	Field Goals Made
fta	Free Throws Attempted
ftm	Free Throws Made
tpa	3-Point Field Goals Attempted
tpm	3-Point Field Goals Made

TABLE VIII
ITEMS OF THE BASKETBALL PLAYERS DATABASE

Minimal Frequency has been set to 0.2 (20%) after an empirical study, and the percentage of outliers has been set to 0.05% (5%). Notice that a threshold higher than 10% will not bring interesting information, as the Chebyshev's interval will be too close to the mean. On 2903 gradual itemsets generated, the algorithm output 307 gradual itemsets containing outliers.

Table VI-B gives an overview of the compression of results. Surprisingly, the number of extracted patterns with outliers does not evolve in the same proportion as the extracted patterns without outliers. This confirms that outliers should be cascaded to next levels.

Level	Without Outliers	With Outliers	Percentage
2	124	70	56
3	369	102	27
4	559	86	15
5	751	35	4
6	666	13	2
7	356	1	0.2
8	88	0	0
Total	2903	307	

TABLE IX
NUMBER OF GRADUAL ITEMSET EXTRACTED WITH AND WITHOUT OUTLIERS

Concerning the quality of extracted itemsets, results are promising. Even if some patterns can be seen as already known information (for example the more the number of Field Goals Attempted, the more the number of Field Goals Made), they output which players gave the higher variation. Table X shows some gradual itemsets, with their corresponding outliers.

Gradual itemsets 1 and 2 show that outliers are not cascaded to longer itemsets. Indeed, gradual itemset 1 is included in gradual itemset 2, but even if the last item is the same, the outliers that are output are different. This means that outliers associated to the first pattern have been discarded before the generation of the second pattern. Gradual itemsets 3, 4 and 5 show the inverse: outliers are nearly the same from one pattern to another one. Finally, gradual itemset 6 is the longest extracted one.

	Gradual Itemset	Freq	Outliers
1	(turnover+ tpa+ tpm+)	44	DIENETR01 DIERKCO01 DIETRCO01 DI- GREER01 DILLADU01 DILLAMI01 DILLCR01
2	(dreb+ stl+ turnover+ tpa+ tpm+)	26	CALDWJO01 CALHOBIO01
3	(gp+ oreb- dreb- turnover-)	26	ABDELAL01 ABDULKA01 ABDULMA01 AB- DULTA01 ABDURSH01 ABERNTO01
4	(gp+ oreb- dreb- stl+ turnover-)	26	ABDELAL01 ABDULKA01 ABDULMA01 ABDULTA01 AB- DURSH01 ABERNTO01 ABLEFO01
5	(gp+ oreb- dreb- stl+ blk+ turnover-)	26	ABDELAL01 ABDULKA01 ABDULMA01 AB- DULTA01 ABDURSH01 ABERNTO01
6	(oreb+ dreb+ stl+ blk+ turnover+ tpa+ tpm+)	25	BUTLEGR01

TABLE X
SOME EXTRACTED GRADUAL ITEMSET AND THEIR OUTLIERS

An interesting thing to analyze is the distribution of outliers. This is displayed on Figure 5 where the x axis represent the number of time an object is considered as an outlier, and the y axis the numbers of objects concerned. Half of the outlier players (169 among 307) appears only once as being an outlier (i.e. they are associated to only one rule), but one of them is associated to 64 gradual itemsets. This means that this player has a strong variation according to many items, and this might be interesting for the user to determine why this one is highlighted.

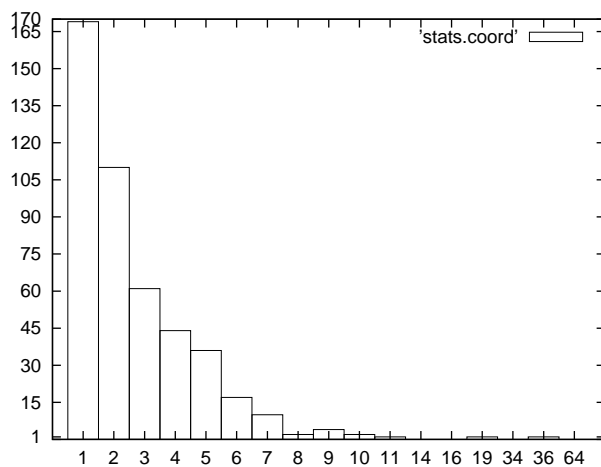


Fig. 5. Outlier distribution

VII. CONCLUSION AND FUTURE WORK

In this paper, we address the problem of mining for gradual rules and their efficiency for outlier detection, including

rules combining different kinds of variation (increasing and decreasing). This kind of rules is useful and can be applied in many domains, such as bioinformatics, medicine or marketing... However, it requires intensive calculation as many combinations have to be checked. We propose here to use a heuristic-based approach to tackle this challenging problem. Experiments reported here empirically show that our approach is efficient and scalable regarding both time and memory consumption. Note that the relevance of our outlier detection method is proven to be relevant on a real dataset.

However, by using a heuristic, we may loose frequent gradual rules as the frequency given by the algorithm may be too low compared to the real value. Thus, we propose in [10] a new complete approach extracting all the rules. We are planning to compare the two approaches in term of time performance, and to study how many gradual rules are discarded when using the proposed here heuristic, compared to the complete extraction. Besides, we will test our approach on real databases, particularly on gene expression databases.

Eventually, our approach will be extended to sequential patterns.

ACKNOWLEDGMENT

The authors would like to thank Cecile Low-Kam for all the fruitful discussions we had about Chebyshev's inequality.

REFERENCES

- [1] R. Agrawal and R. Srikant, "Fast Algorithms for Mining Association Rules," in *20th International Conference on Very Large Data Bases, (VLDB'94)*, 1994, pp. 487–499.
- [2] D. Dubois and H. Prade, "Gradual inference rules in approximate reasoning," *Inf. Sci.*, vol. 61, no. 1-2, pp. 103–122, 1992.
- [3] —, "Gradual elements in a fuzzy set," *Soft Comput.*, vol. 12, no. 2, pp. 165–175, 2008.
- [4] H. Jones, D. Dubois, S. Guillaume, and B. Charnomordic, "A practical inference method with several implicative gradual rules and a fuzzy input: one and two dimensions," *Fuzzy Systems Conference, 2007. FUZZ-IEEE 2007. IEEE International*, pp. 1–6, July 2007.
- [5] P. Bosc, O. Pivert, and L. Ughetto, "On data summaries based on gradual rules," in *Proceedings of the 6th International Conference on Computational Intelligence, Theory and Applications*. London, UK: Springer-Verlag, 1999, pp. 512–521.
- [6] E. Hüllermeier, "Association rules for expressing gradual dependencies," in *PKDD '02: Proceedings of the 6th European Conference on Principles of Data Mining and Knowledge Discovery*. London, UK: Springer-Verlag, 2002, pp. 200–211.
- [7] F. Berzal, J. Cubero, D. Sanchez, M. Vila, and J. Serrano, "An alternative approach to discover gradual dependencies," *International Journal of Uncertainty, Fuzziness and Knowledge-Based Systems (IJUFKS)*, vol. 15, no. 5, pp. 559–570, Oct. 2007.
- [8] C. Fiot, F. Masegla, A. Laurent, and M. Teisseire, "Gradual trends in fuzzy sequential patterns," in *12th International Conference on Information Processing and Management of Uncertainty in Knowledge-based Systems*, 2008.
- [9] F. Masegla, P. Poncelet, and M. Teisseire, "Pre-processing time constraints for efficiently mining generalized sequential patterns," in *11th International Symposium on Temporal Representation and Reasoning (TIME '04)*, 2004, pp. 87–95.
- [10] L. Di-Jorio, A. Laurent, and M. Teisseire, "Mining frequent gradual itemsets from large databases," in *Advances in Intelligent Data Analysis, 4th International Conference, IDA 2009, Lyon, France, 2009, Proceedings*, ser. Lecture Notes in Computer Science, J. F. Boulicaut, Ed. Springer, 2009.

Lisa Di Jorio received her master degree from the University of Montpellier 2 in 2007. She is currently a Phd Student working on data mining and health. Her researches include sequential patterns discovery from large biomedical databases and gradual rules and patterns.

Anne Laurent has been Assistant Professor at the LIRMM lab since September 2003. As a member of the TATOO group, she works on data mining, sequential pattern mining, tree mining, both for trends and exceptions detections and is particularly interested in the study of the use of fuzzy logic to provide more valuable results, while remaining scalable.

Maguelonne Teisseire received a Ph.D. degree in Computing Science from the Mediterranean University, France, in 1994. Her research interests focused on behavioral modeling and design. In 1995- 2008, she was an Assistant Professor of Computer Science and Engineering in Montpellier II University and Polytech' Montpellier, France. She headed the Data Mining Group at the LIRMM Laboratory Lab, Montpellier, France, from 2000 to 2008. She is currently a Director of Research Cemagref and she joined the TETIS lab in March 2008. Her research interest focus on advanced data mining approaches when considering that data are time ordered. Particularly, she is interested in text mining and sequential patterns. Her research takes part on different projects supported by either National Government (RNTL) or regional project. She has published numerous papers in refereed journals and conferences either on behavioral modeling or data mining.