



HAL
open science

Instantiation of meta-models constrained with OCL: A CSP approach

Adel Ferdjoukh, Anne-Elisabeth Baert, Eric Bourreau, Annie Chateau, Remi Coletta, Clémentine Nebut

► **To cite this version:**

Adel Ferdjoukh, Anne-Elisabeth Baert, Eric Bourreau, Annie Chateau, Remi Coletta, et al.. Instantiation of meta-models constrained with OCL: A CSP approach. MODELSWARD: Model-Driven Engineering and Software Development, Feb 2015, Angers, France. pp.213-222, 10.5220/0005231402130222 . lirmm-01232891

HAL Id: lirmm-01232891

<https://hal-lirmm.ccsd.cnrs.fr/lirmm-01232891>

Submitted on 24 Nov 2015

HAL is a multi-disciplinary open access archive for the deposit and dissemination of scientific research documents, whether they are published or not. The documents may come from teaching and research institutions in France or abroad, or from public or private research centers.

L'archive ouverte pluridisciplinaire **HAL**, est destinée au dépôt et à la diffusion de documents scientifiques de niveau recherche, publiés ou non, émanant des établissements d'enseignement et de recherche français ou étrangers, des laboratoires publics ou privés.

Instantiation of meta-models constrained with OCL: A CSP approach

A. Ferdjouxh, A. Baert, E. Bourreau, A. Chateau, R. Coletta, C. Nebut

LIRMM, Université Montpellier 2 and CNRS, Montpellier, France

{lastname}@lirmm.fr

Keywords: Automated Model Generation, Constraint Satisfaction Problem (CSP), Object Constraint Language (OCL)

Abstract: The automated generation of models that conform to a given meta-model is an important challenge in Model Driven Engineering, as well for model transformation testing, as for designing and exploring new meta-models. Amongst the main issues, we are mainly concerned by scalability, flexibility and a reasonable computing time. This paper presents an approach for model generation, which relies on Constraint Programming. After the translation of a meta-model into a CSP, our software generates models that conform to this meta-model, using a Constraint Solver. Our model also includes the most frequent types of OCL constraints. Since we are concerned by the relevance of the produced models, we describe a first attempt to improve them. We outperform the existing approaches from the mentioned point of view, and propose a configurable, easy-to-use and free-access tool, together with an on-line demonstrator.

1 Introduction

Model transformations are crucial in model driven development, and they must be accurately and carefully tested. Testing a model transformation is very similar to testing a classical program, except that the test data are more complex, since they are models. One issue in testing model transformations is then the automatic generation of test data, *i.e.* models. This task is complex first because the data to generate are themselves complex, and second because the models are constrained by constraints on the structure of the meta-model, and possibly by additional constraints coming from the transformation to test. A model generation mechanism is also needed to validate a meta-model (Baudry et al., 2010). Indeed, a meta-model is supposed to capture the essence of a domain, and the objective of its design is to define models. Therefore, it is of prime importance that the meta-model is adequately designed.

In our opinion, the main properties that are required for a proper model generation are: (i) scalability, which implies that the generation of many large models should take a small computational time, (ii) validity, meaning that the OCL constraints (OMG, 2014) have to be taken into account, in order to generate only valid models, (iii) flexibility, implying that it can easily be parametrized, depending on the purpose of the automated generation, (iv) diversity of the solutions: ideally, models should be uniformly distributed on the solution space defined by the meta-

model and the constraints. Model generation have been studied with several conceptual tools, but none of them fulfils the previously mentioned main properties. The contribution of this paper is a model generation mechanism based on CSP, that is closer to fulfil all these properties. We propose a modelling of a meta-model as a CSP, which is as simple as possible, to minimize the number of variables and constraints in the CSP, and that thus provides a very quick generation process. This modelling allows OCL constraints to be introduced, thus produces only valid instances, *i.e.* models that conform to the input meta-models and that respect the OCL constraints of these meta-models. The approach is flexible, parametrizable, and allows additional constraints added by the user. Experiments of model generation from several meta-models taken from the literature validate our modelling. We also experiment the assistance to a meta-model designer in a real use case.

The rest of the paper is organized as follows. In section 2, we detail the main principles of Constraint Programming. In section 3, we analyse the existing work on model generation to identify the improvable aspects and extract the main issues. In section 4, we present our original CSP modelling of a meta-model. To complete this modelling, we detail the treatment of OCL constraints in section 5. After the presentation of an illustrative example in section 6, we detail our experiments performed on a benchmark of several meta-models, in section 7.

2 Background: CSP

This section is devoted to a very short introduction to the concepts and vocabulary of Constraint Satisfaction Problems (CSP). For a more complete view of this huge area, please refer to (Rossi et al., 2006). CSP are widely used to model many Artificial intelligence issues and combinatorial problems. Many real life and artificial intelligence problems can be modeled in CSP, for example: scheduling a sport competition, solving a board game like a sudoku or planning flights in an airport. A CSP is defined by Mackworth (Mackworth, 1977) as follows: “*We are given a set of variables, a domain of possible values for each variable, and a conjunction of constraints. Each constraint is a relation defined over a subset of the variables, limiting the combination of values that the variables in this subset can take. The goal is to find a consistent assignment of values from the domains to the variables so that all the constraints are satisfied simultaneously.*”. More formally, variables take their values in a finite domain. These domains are mapped on the set \mathbb{Z} of integers.

Definition 1. A *Constraint Network* is composed of

- a set of variables $X = \{x_1, x_2, \dots, x_n\}$,
- a domain on X , that is, a set $\mathcal{D} = \{D(x_1), D(x_2), \dots, D(x_n)\}$, where $D(x_i) \subset \mathbb{Z}$ is a finite set of values that variable x_i can take (its domain),
- and a set of constraints $C = \{C_1, C_2, \dots, C_e\}$.

Constraints specify combinations of values that given subsets of variables must take or not take.

Definition 2. A *constraint* $C_i \in C$ is a boolean function involving a sequence of variables $X(C_i) = \{x_{i_1}, x_{i_2}, \dots, x_{i_m}\}$ called its scope. The function is defined on \mathbb{Z}^m . A combination of values (or tuple) $t \in \mathbb{Z}^m$ satisfies C_i iff $C_i(t) = 1$.

Definition 3. Given a constraint network (X, \mathcal{D}, C) ,

- an instantiation I on a set $Y = \{x_1, \dots, x_k\} \subseteq X$ is an assignment of values v_1, \dots, v_k to variables x_1, \dots, x_k with $v_i \in D(x_i)$.
- an instantiation I on Y violates C_i iff $X(C_i) \subseteq Y$ and $I[X(C_i)] \notin C_i$.
- a solution to (X, \mathcal{D}, C) is an instantiation I on X which does not violate any constraint.

Example 1. Let us define a CSP (X, \mathcal{D}, C) , where : $X = \{x_1, x_2, x_3\}$, $\mathcal{D} = \{\{1, 2\}, \{1, 3\}, \{1, 2, 3\}\}$. We specify three constraints : $C_1 : x_1 \neq x_2$, $C_2 : x_1 \neq x_3$, $C_3 : x_2 \neq x_3$. The instantiation $(x_1, x_2, x_3) = (2, 1, 3)$ is a solution of (X, \mathcal{D}, C) .

2.1 Global Constraints

Global Constraints are one of the most important features in Constraint Satisfaction Problems. They capture a relation between a non-fixed number of variables. A Global Constraint provides shorthand for frequently recurring patterns and facilitates the work of the solver. Indeed, in a tree-search process, it allows dead-ends paths to be quickly detected and then speeds up the resolution.

2.1.1 allDifferent

The constraint $allDifferent(Vars)$ is a global constraint that enforces all the variables of the set $Vars$ to be different. This constraint is very useful, it occurs in many practical problems.

Note 1. The clique of $O(n^2)$ binary constraints of difference can be replaced by a single $allDifferent$ Global Constraint.

Example 2. In example 1, the constraints C_1 , C_2 and C_3 can be replaced by the global constraint $allDifferent(x_1, x_2, x_3)$ resulting in speed-up of the resolution.

2.1.2 element

The constraint *element* is a global constraint used to get a value from a table depending of an index. A global constraint of type *element* has this shape: $element(Index, Table, Value)$, where $Value$ is equal to the $Index^{th}$ item of $Table$, $Value = Table[Index]$.

Finding a solution for a CSP is performed by a program called a **CSP solver**. There are many solvers in the literature, such as *Abscon*, *Choco* and ECL^iPS^e solver. They essentially differ by their implementation language (Prolog for ECL^iPS^e , Java for the two others), the expressivity of the supported constraints and the complexity of the propagation algorithms implemented in the solver. To perform our experiments, we choose a solver allowing the use of a generic language for defining CSP such as *XCSP* (Lecoutre and Roussel, 2009), thus, we use *Abscon* solver (Merchez et al., 2001).

3 Related work

Several approaches can be found in the literature for model generation, relying on several paradigms: Random graph, Graph grammars, Alloy constraints, Satisfiability Modulo Theory (SMT) formulas and CSP (Constraint Satisfaction Problems). In this section, we analyze those approaches considering the four quality criteria given in section 1.

In (Mougenot et al., 2009), *Mougenot et al.* use random graphs to generate models. First, they compute a spanning tree over the meta-model. Then, it is

translated into a context-free grammar which is used in the generation process (ad-hoc algorithms may be used). This approach has a linear complexity, which makes it scaling very well. On the other side, it generates skeletons of models (Containment relationships only) and OCL constraints of meta-models can not be treated in such an approach.

An approach based on graph grammars is described by *Ehrig et al.* in (Ehrig et al., 2009). The idea of the approach is to translate all the components of a meta-model into grammar rules. Using these rules, the method generates nodes (representing class instances) or sub-graphs containing nodes related between them (representing references connecting two or more instances), leading to the construction of a graph representing the model. These rules are applied successively and randomly until the desired model is obtained. Unfortunately, this approach does not take into account OCL constraints. In addition, it is not flexible enough, since the parameterization of the process to add constraints is impossible.

In (Sen et al., 2009), *Sen et al.* present an approach based on Alloy constraints. The meta-model and its OCL constraints are translated into alloy language, then the Alloy solver generates solutions. The translating operation from a meta-model to Alloy constraints is quite simple. However, the approach suffers from a lack of scalability, since Alloy is dedicated to model checking and does not allow solutions to be quickly generated. In addition, the OCL constraints of a given meta-model are manually translated. This is not suitable when there are a lot of constraints to treat.

Cabot et al. use an approach based on CSP in (González Pérez et al., 2012), (Cabot et al., 2008). It consists in the modelling of a meta-model and its OCL constraints into a CSP instance. Then, a CSP solver (namely ECLⁱPS^e) generates solutions. The CSP paradigm is very flexible and allows a large part of OCL constraints as well as additional constraints to be processed to improve the relevance of the generated models. Unfortunately, the proposed work suffers for a lack of performance. We think that it is due to a non-optimal modelling of the meta-model into CSP, for instance without using global constraints, and the naive transformation of OCL constraints. Indeed, all OCL constraints are translated in the same manner. In Constraints Programming, improve modelling can have a large influence on the performance. Using the appropriate constraint, such as, global constraint, reduce the number of variables are ideas to get this improvement.

Wu et al. present in (Wu et al., 2013), an approach based on Satisfiability Modulo Theory. An SMT is a

constraint problem which includes propositional satisfiability (SAT) and supports a richer language, for instance arithmetic operations, thus allowing more expressiveness for the constraints than with only SAT formulas. They translate a meta-model and its OCL constraints into SMT formulas. An SMT solver investigates for the satisfiability of these formulas. This approach automatically processes the OCL constraints of a meta-model. We were not able to evaluate the performances and the scalability of this solution because they generate only 1 or 2 instances per class in the paper.

In our previous work (Ferdjoux et al., 2013), we presented an approach to generate models from meta-models using CSP, translating a meta-model into a CSP instance and using the *Abstron* CSP solver to get solutions. In this paper, we present some central contributions to this preliminary work. The first one is to reduce the number of variables representing instances of meta-model classes by half compared to (González Pérez et al., 2012). The second contribution concerns the treatment of references. The previous solution of *Cabot et al.* considered references as relationships between two different classes. We consider them as pointers. The third contribution exploits one of the most important features of CSP, the global constraints. The perspectives of (Ferdjoux et al., 2013) were mainly to improve the performances of our approach by optimizing the modelling into CSP, one step further, and to apply the tool on a wider range of meta-models. We were also concerned by the translation of the OCL constraints into CSP and the relevance of the generated models, together with the user-friendliness of the tool. For instance, it is important to visualize the produced solutions. Since the automated generation has to be integrated to more complex processes, it is very useful to allow an expertise on the solutions, to qualify them as relevant or not, or to score them according to some measure, in a given context. For the moment, automated expertise is not available, thus a human eye may be needed.

4 Meta-model to CSP

In this section we propose a modelling, as a *CSP* instance, of a meta-model that conform to *Ecore*. To figure out the inheritance between classes, we copy the references and the features from the super-classes to their sub-classes. We assume that each meta-model has a root class from which all the classes of the meta-model can be accessed through composition links.

Definition 4. A meta-model \mathcal{M} is defined by $\{Cl, \mathcal{F}, \mathcal{R}\}$. $Cl = \{c_1, c_2, \dots, c_n\}$ is a set of n classes, $\mathcal{F} = \{f_1, f_2, \dots, f_m\}$ is a set of m features and $\mathcal{R} =$

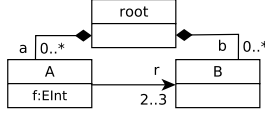


Figure 1: A meta-model containing three classes.

$\{r_1, r_2, \dots, r_l\}$ a set of l references .

To translate a meta-model \mathcal{M} into a CSP instance we have to translate each of its three components Cl (the classes), \mathcal{F} (the features of classes) and \mathcal{R} (the references between classes) into CSP variables, domains and constraints.

4.1 Class modelling

Definition 5. Let $Cl = \{c_1, c_2, \dots, c_n\}$ be a set of n classes of a meta-model \mathcal{M} . We define *Minsize* (resp. *Maxsize*) the lower (resp. upper) bound of the number of instances of all classes in Cl in the generated model.

To represent the instances of the classes Cl in CSP we create an interval of values for each class c_i . These intervals are important in the treatment of references as explained in section 4.3.

Definition 6. We denote by $size(c_i)$ the number of instances of a class c_i in a given model. It satisfies: $Minsize \leq size(c_i) \leq Maxsize$.

Note 2. The two parameters *Minsize* and *Maxsize* are chosen by the user. These two parameters determine the size of the problem. The effective number of instances of a class c , $size(c)$, is randomly generated and is potentially different for each class.

Definition 7. For each class c_i , the interval D_{c_i} of instances is defined as follows: $D_{c_i} = \{M_{i-1} + 1, \dots, M_i\}$, where $M_i = \sum_{j=1}^i size(c_j)$.

Note 3. The root class of a meta-model has one and only one instance because of its particular role in the generated model.

Example 3. To illustrate the modelling of the classes of a meta-model, we apply the process of the transformation on the meta-model of Figure 1. $Cl = \{root, A, B\}$, $Minsize = 5, Maxsize = 10, size(root) = 1, size(A) = 6, size(B) = 8$.

$$D_{root} = \{1\}, D_A = \{2, \dots, 7\}, D_B = \{8, \dots, 15\}. \quad (1)$$

This means that there will be 6 different instances of the class A and 8 of the class B in the generated model. In addition, the set of values D_B will be used to process the reference r of the meta-model.

4.2 Feature Modelling

To model a feature of simple type into CSP, we create a variable whose type is the domain. A variable is created for each instance of each class having a feature. $\forall c \in Cl, \forall f \in \mathcal{F}$ feature of $c, \forall i \in \{1, \dots, size(c)\}$: create a variable $F_{c,i,f}$.

Notation 1. The data type of a feature f is denoted $Type(f)$.

The domain of the variables $F_{c,i,f}$ is given by: $D(F_{c,i,f}) = Type(f)$. The most frequently used data types are: Integer, Char and String.

Definition 8. The data type Enumeration is a set of values $\{v_1, v_2, \dots, v_l\}$ of the same type. A value v_i is called a literal of the enumeration.

Enumerations are modelled as follows. Let f be a feature of type *enum*, where *enum* is an enumeration of l literals: $Type(f) = enum \Rightarrow D(F_{c,i,f}) = \{1, 2, \dots, l\}$.

4.3 Reference modelling

Considering references as pointers is quite simple and natural. While the modelling proposed by most of related works, see for example Cabot et al. (González Pérez et al., 2012), considers a reference instance as a pair of variables (a, b) where a class instance a references a class instance b , we propose to model a reference by only one variable associated to a class instance a . It will take the value assigned to the class instance b referenced by a .

Let c be a class. The set of all references of c is $c.AllReferences \subset \mathcal{R}$.

Let $r \in c.AllReferences$ be a reference of c . We denote by $LowerBound(r)$ (resp. $UpperBound(r)$) the lower (resp. upper) bound of r .

Definition 9. We define the **reference bound** of a meta-model \mathcal{M} containing \mathcal{R} a set of references, denoted $RefBound$, as the upper bound of unbounded references of \mathcal{M} , in other words, the references which have $*$ as upper bound.

For each $i \in \{1, \dots, size(c)\}$ and each reference $r \in c.AllReferences$, we create j variables $Ref_{i,j}^{c,r}$, where $j \in \{1, \dots, UpperBound(r)\}$.

Note 4. The variable $Ref_{i,j}^{c,r}$ is the value of j^{th} instance of the reference r for i^{th} instance of class c .

Definition 10. The set of all types of the reference r , denoted $S_{dst}(r)$, is defined by :

$$S_{dst}(r) = r.EReferenceType \cup r.EReferenceType.getSubTypes(),$$

where: $getSubTypes()$ designates the set of subtypes of a class and $EReferenceType$ returns the reference destination class. It is needed to treat the references pointing abstract classes with a set of subclasses.

Definition 11. The upper bound of class domains, denoted by $UDom$, is defined as: $Max_{c \in Cl}(Max(D_c))$. We define the maximum number of optional reference instances by $Max_{r \in \mathcal{R}}(UpperBound(r) - LowerBound(r))$. We note it $Max(\mathcal{R})$.

To represent the non-allocated values (values of the variables which are not taken into account in the generated model), we define a set of joker values.

Definition 12. The set of joker values is defined by $jokers = \{UDom + 1, \dots, UDom + Max(\mathcal{R})\}$.

The domain of the variable $Ref_{i,j}^{c,r}$, denoted $D(Ref_{i,j}^{c,r})$, is given as follows:

$$\begin{cases} \cup_{c \in S_{dst}(r)}(D_c), & \text{if } j < LowerBound(r), \\ \cup_{c \in S_{dst}(r)}(D_c) \cup jokers, & \text{otherwise.} \end{cases}$$

It means that the $LowerBound(r)$ first variables must be allocated, thus there is no joker in their domain. The other variables are optional, therefore their domain includes the set $jokers$.

Example 4. To model the reference r linking the two classes A and B in the meta-model of Figure 1 we create some variables. For each instance of class a , we create 3 variables $\{Ref_{i,1}^{A,r}, Ref_{i,2}^{A,r}, Ref_{i,3}^{A,r}\}$. The domains of variables are $D(Ref_{i,1}^{A,r}) = D(Ref_{i,2}^{A,r}) = D_b = \{8, \dots, 15\}$ and $D(Ref_{i,3}^{A,r}) = \{8, \dots, 15\} \cup jokers$, where $jokers = \{16, 17\}$. The third variable is optional, then its domain should include the set $jokers$ for the case where this variable is not used. The three variables $Ref_{i,j}^{A,r}$, $j \in \{1, 2, 3\}$ can be seen as pointers from instances of class A to instances of class B . An example of assignment of these variables is shown on Figure 2. When a variable $Ref_{i,j}^{A,r}$ is equal to a value v , we consider that the instance of class A references the instance of class B number v .

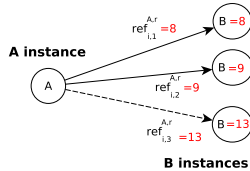


Figure 2: An example of value assignment for variables modelling the references. The instance of class A references three instances of class B . The dashed line indicates that this variable is optional why its domain includes $jokers$.

5 OCL constraints' modelling

In this section we propose a modelling for a set of constructions of the OCL language. The modelled constructions are, in our opinion, some of the most common in the OCL constraints we met. They gather important operations such as navigation of references, loop operations, typing operations and constraints on the features of classes. The goal of this process is the automatic generation of models that respect the OCL constraints of a given meta-model. The modelling we propose is a kind-specific treatment of the OCL constraints. Indeed, each OCL construction has a specific CSP modelling. This allows us to reduce the number of CSP variables in some cases and to use global constraints in others. Our modelling is able to process a four valued OCL language since the CSP constraints we create guarantee the generation of valid models which consider the OCL constraints of a meta-model.

5.1 A constraint about one feature

This kind of OCL constraints applies a boolean expression on a class feature of the meta-model. These constraints have the following shape:

Context c inv: $expr(t)$.

c is a class of the meta-model and t a feature of c . To model such a constraint in CSP, we will apply, as a pre-treatment, the boolean expression $expr(t)$ on the domain of t to obtain a new domain: $D(F_{c,t}) = \{e \in Type(t) | expr(e)\}$.

Example 5. We consider the following OCL constraint on the feature marking of the class $Place$ of the Petri nets meta-model in Figure 8:

Context $Place$ inv: $marking \geq 0$.

To model this constraint into CSP, we apply the boolean expression $marking \geq 0$ on the domain $D(marking) = [-20, 20]$ and we get the new domain: $D_{new}(marking) = [0, 20]$.

5.2 A constraint on more features

These constraints apply a boolean expression on two or more features of the same class or of different classes. It is not possible to process them by modifying the domain as in the previous case because each domain belongs to one feature and all the domains are independent. To model an OCL constraint of this kind, we proceed as follows:

Let Context c inv: $expr(t_1, t_2)$ be an OCL constraint on two features of a class c .

First, we create a CSP predicate $pred(expr)$ satisfying the boolean expression $expr$. Then, $\forall i \in D_c, \forall$

the variables F_{c,i,t_1} and F_{c,i,t_2} , we create a constraint C , where: $X(C) = \{F_{c,i,t_1}, F_{c,i,t_2}\}$ are its variables and $pred(expr)$ is its function.

5.3 Navigation of n references

The navigation of references is an important operation in the OCL language. It allows to jump from a class to another using a reference between these two classes.

Let Context C_0 inv: $r_1 \dots r_n.expr(f)$ be an OCL constraint containing the navigation of n classes and a boolean expression on a feature of the last class as shown in Figure 3. To model this issue into CSP, we consider each reference r_i as a pointer from the source class C_{i-1} to the target class C_i . The expression $expr(f)$ is applied only on the instances of C_n that are pointed by the instances of C_{n-1} and so on up to C_0 . We create the following CSP constraints:

$$\bigwedge_{m_i=1}^{Upper(r_i)} (Ref_{k_{i-1},m_i}^{c_{i-1},r_i} = k_i) \wedge expr(F_{c_n,k_n,f}), \forall k_i \in D_{c_i},$$

where $i \in \{1, \dots, n\}$.

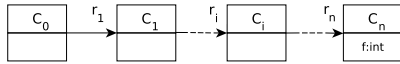


Figure 3: A meta-model with a navigation of n References.

Example 6. Let Context C_0 inv: $r_1.r_2.t < 10$ be an OCL constraint. A part of meta-model with the navigation of two references is given in Figure 4. In this example, we give the appropriate CSP constraints that we have to create in order to treat the previous OCL constraint:

The domains of the classes are: $D_{C_0} = \{1, 2\}$, $D_{C_1} = \{3\}$, $D_{C_2} = \{4\}$. We create the following constraints in CSP:

$$(Ref_{1,1}^{c_0,r_1} = 3) \wedge (Ref_{3,1}^{c_1,r_2} = 4) \wedge (F_{c_2,4,t} < 10)$$

$$(Ref_{2,1}^{c_0,r_1} = 3) \wedge (Ref_{3,1}^{c_1,r_2} = 4) \wedge (F_{c_2,4,t} < 10)$$

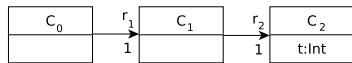


Figure 4: A part of a meta-model with a navigation of two references.

5.4 Parallel branches' Navigation

We consider the OCL constraint Context C_0 inv: $Expr(r_1 \dots r_n.f, r'_1 \dots r'_m.f')$ containing the navigation of two parallel branches of n and m references and applying a boolean expression on two features

f, f' where f (resp. f') belongs to the last class of the first (resp. second) branch of classes as shown in Figure 5.

To model this OCL constraint in CSP, we have to create the following constraints, $\forall k_i \in D_{c_i}$ of the first branch of classes and $\forall k'_j \in D_{c'_j}$ of the second branch of classes:

$$\begin{aligned} & Upper(r_i) \\ & \bigwedge_{m_i=1} (Ref_{k_{i-1},m_i}^{c_{i-1},r_i} = k_i) \\ & Upper(r'_j) \\ & \bigwedge_{m'_j=1} (Ref_{k'_{j-1},m'_j}^{c'_{j-1},r'_j} = k'_j) \\ & \wedge Expr(F_{c_n,k_n,f}, F_{c'_m,k'_m,f'}), \end{aligned}$$

where $i \in \{1, \dots, n\}$, $j \in \{1, \dots, m\}$.

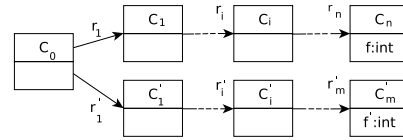


Figure 5: A meta-model with a navigation of two branches of n and m references.

Note 5. The modelling of $Expr(F_{c_n,k_n,f}, F_{c'_m,k'_m,f'})$ is the same as the treatment of an OCL constraint containing two features of different classes as explained in Section 5.2.

5.5 A loop operation: Forall

In the case of OCL constraints containing a loop operation, for example, *forall*, the idea is to identify the CSP variables on which we will apply the boolean expressions of these constraints. Then, we have to define the appropriate CSP constraints in order to process these boolean expressions.

We consider the part of the meta-model shown in Figure 6. It contains two classes C_0, C_1 and one reference r_1 between them. An OCL constraint containing a *forall* loop operation is defined on this meta-model:

Context C_0 inv: $r_1 \rightarrow forall(expr(C_1.f))$.



Figure 6: A part of a meta-model containing two classes and one reference.

The previous OCL constraint applies a boolean expression on the variables representing the feature f of the instances of class C_1 which are referenced by

the instances of C_0 . The treatment of this constraint is divided into two operations: a navigation of one reference and the loop operation itself. The CSP constraints that should be created are the following:

$$\forall i \in D_{C_0}, j \in [1, Upper(r_1)], k \in D_{C_1}, \\ (Ref_{i,j}^{C_0,r_1} = k) \wedge Expr(F_{C_1,k,f}).$$

Our approach is able to process many other loops and operations over collections of variables, such as: *exists*, *size*, *sum* and *count*. It is possible to treat these operators because of the diversity of global constraints in CSP. For example, the global constraint $sum(VARS, Res)$ computes the sum of the collection of variables VARS. Thus, we can match an operation in OCL language with a global constraint into CSP. Table 1 gives examples of these connections.

OCL Operation	Global Constraint
$\rightarrow sum() = Res$	$sum(Vars, Res)$
$\rightarrow count(Value) = Res$	$count(Value, Vars, Res)$
$\rightarrow size() = Res$	$Gcc(Vars, Vals, Res)$
$\rightarrow exists(Value)$	$AtLeast(1, Vars, Value)$

Table 1: Some examples of correspondence between OCL and Global Constraints.

5.6 A typing operation: OCLType

The meta-model in Figure 7 contains n references r_1, r_2, \dots, r_n from a class B to an abstract class C . This latter has n sub-classes A_1, A_2, \dots, A_n .

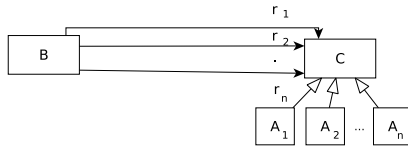


Figure 7: Meta-model in which we want to type n classes.

Context B inv: AllDiff($r_1.oclType, \dots, r_n.oclType$). This is an OCL constraint defined to make the types (A_1, A_2, \dots, A_n) of the references r_1, r_2, \dots, r_n different.

To model such an OCL constraint, we do the following manipulations $\forall j \in [1, Upper(r)]$ and $i \in \{1, \dots, n\}$:

- Create n variables U_i , where: $U_i \in D_{A_i}$.
- Create n variables V_i , where: $V_i = i$.
- Create n Element constraints: $Element(Ref_{i,j}^{B,C}, [U_1, \dots, U_n], V_i)$.
- Create one *allDifferent* constraint: $allDifferent(V_1, \dots, V_n)$.

6 Illustrative example

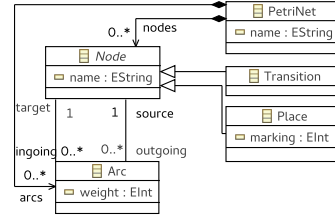


Figure 8: Petri nets meta-model.

In this section, we use a meta-model describing Petri nets (Figure 8) to illustrate our approach. We explain step by step the modelling and the resolution process to get conform models, thus correct Petri nets. We developed a tool called *Grimm* for which a demonstration web version is available at: <http://info-demo.lirmm.fr/grimm/>. To generate models conform to Petri nets, it proceeds as follows:

1. Put in three parameters to determine the size of generated model. The first and second are the couple (lB, uB) which are respectively the minimum and maximum number of instances for each class of the meta-model. The third one is the reference upper bound, *i.e.* the maximum number of instances for the non-bounded references. For example: $lB = 2, uB = 2$ and $rB = 2$.
2. For each concrete class c of the Petri nets meta-model, generate a random number $lB \leq size(c) \leq uB$. It represents the effective number of instances of class c . Then create the domains of each class. The size of the root class must be equal to 1. The domains are given by: $D(PetriNet) = \{1\}, D(Transition) = \{2, 3\}, D(Place) = \{4, 5\}, D(Arc) = \{6, 7\}$. After this step we can build the instances of all classes of the meta-model.
3. For each class instance, create the variables and the domains of all features including inherited ones. For example, $D(marking) = [-20, 20]$.
4. Create variables and domains of references. e.g. $D(source) = D(Transition) \cup D(Place)$.
5. Translate the OCL constraints of the meta-model. For example:
 - $marking \geq 0 \Rightarrow D(marking) = [0, 20]$.
 - $weight > 0 \Rightarrow D(weight) = [1, 20]$.
 - $\forall c_1, c_2$ instance of *Place*, $c_1.name \neq c_2.name \Rightarrow allDifferent(name_1, name_2)$.
6. Solve the resulting CSP instance with the *abscon* CSP solver and build the corresponding conform model (see Figure 9).

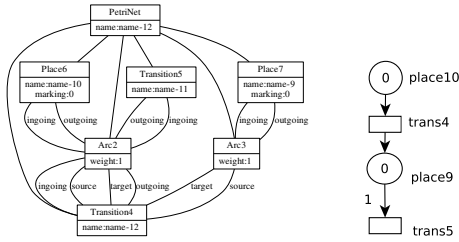


Figure 9: Generated Petri net written as an instance of *Ecore* (top) and with Petri nets syntax (bottom).

7 Experiments

In this section, we show the results of experiments we performed on a benchmark of meta-models. We focus on the following issues:

- Study the effect of the size and the structure of the meta-model on our generation process. Answer some questions: Are we able to generate models for larger meta-models with the same efficiency as for smaller ones? What is the effect of the number of classes, or the number of references of the meta-model on the generation process?
- Determine if our new modelling leads to a significant improvement of its execution time, compared to the one in (Ferdjoux et al., 2013). In other words, does the removal of the variables representing instances of classes improve time performance?
- Perform experiments on meta-models constrained with the recently supported OCL constraints. The goal is to compare the resolution time with and without the OCL constraints.
- Study how our tool can help designers during meta-model designing process. Indeed, during the conception of a meta-model, one needs to generate models to verify the correctness of the meta-model and the OCL constraints he designs. Is it possible to use our tool to achieve this goal? Are results relevant and can they be applied in practical cases?

In our experiments, we used 13 different meta-models extracted from various domains. These meta-models have different sizes (smaller and bigger ones). Some of them are from research and others are from industry. Table 2 gives their sizes (number of classes). To perform the experiments we proceed on the meta-models as follows: First, vary the number of instances per class of the meta-model in [10, 120] and deduce the total number of instances. The number of reference instances is equivalent to the number of class in-

stances. Then, generate the CSP instance corresponding to the parameters in XCSP format (Lecoutre and Roussel, 2009). Finally, solve it using the *Abscon*¹ CSP solver.

Meta-model	#Classes	Models #class instances			
		50	100	300	600
Graph Colour.	2	0.33	0.39	0.47	0.60
Petri nets	5	0.383	0.540	1.64	14.4
ER	5	0.360	0.474	1.260	7.22
DiaGraph	5	0.492	0.551	0.96	3.1
Jess	7	0.357	0.633	1.55	14.1
UML class	7	0.399	0.699	9.59	99.3
Feature	8	0.38	0.54	1.64	14.5
Ecore	17	—	0.663	1.84	28.9
Business proc	25	—	0.45	1.55	28.8
BIB _T E _X	28	—	—	0.78	1.6
Bmethod	33	—	—	0.93	2.9
Royal&loyal	34	—	—	0.75	1.6
Sad3	39	—	—	1.22	5.3

Table 2: Experiments on meta-models of different sizes. The resolution time is given in CPU time (seconds). Detailed results: <http://www2.lirmm.fr/~ferdjoux/details.pdf>.

7.1 Experiments on meta-models

We present the results of the experiments performed with our tool Grimm on a benchmark of meta-models². Table 2 shows the model generation time on 11 different meta-models by varying the number of instances contained in the resulting model. We observe that our approach is able to generate models that conform to meta-models of different sizes (number of classes and references) and domains. We notice that the generation is generally quicker for bigger meta-models. This is due to the number of classes in the meta-model. When this number is large, the number of instances for each one is smaller than in the case of meta-models with few classes. The other reason is related to CSP. The arity of our constraints (number of variables appearing in the constraint) grows more quickly in meta-models of small sizes. This slows down the resolution process.

In Table 3, we compare the efficiency of our approach with our previous work (Ferdjoux et al., 2013). We observe an important improvement in performance. Resolution time gain is between 13% and

¹Abscon solver : <http://www.cril.univ-artois.fr/~lecoutre/software.html>.

²Used meta-models: <http://www2.lirmm.fr/~ferdjoux/english/research.html>

80% depending on the meta-model. These good results are the consequence of:

- Removal of an important number of variables, mainly those representing class instances. The number of variables is reduced by $\frac{n}{rB \times r}$ in average, where n (resp. r) is the number of classes (resp. references) of the meta-model and rB is the upper bound of non-bounded references. For example, if $rB = 10$, the number of variables is reduced by 7.5% for the Petri net meta-model.
- Removal of a constraint of large arity on previously mentioned variables.

We compared our previous solution to *Cabot et al.* solution in (Ferdjoux et al., 2013). We showed that our solution is more efficient than the solution using also CSP paradigm of *Cabot et al.*. Concerning the other existing approaches, we did not find any available tool for comparison.

Meta-model	#Classes	% improvement
Graph Colour.	2	20.3
Petri nets	5	16.0
ER	5	30.2
DiaGraph	5	48.2
Jess	7	63.1
UML class	7	13.1
Feature	8	34.0
Ecore	17	19.0
Business process	25	31.9
BiTeX	28	69.2
Bmethod	33	80.4
Royal&loyal	34	29.0
Sad3	39	32.3

Table 3: Resolution time ratio for the current modelling compared to our previous work (Ferdjoux et al., 2013). This ratio represents the average resolution time with the previous version divided by the resolution time with the current version.

7.2 Meta-models constrained with OCL

In this section, we perform experiments on meta-models constrained with OCL constraints. We compare the resolution time for some meta-models in the two cases of taking into account the OCL constraints or not. Table 4 shows the results of these experiments. We observe that the difference between the generation time with OCL constraints and the one without them is really small. In some cases, generation time is even smaller with OCL constraints. There are several reasons that may explain these results:

- (1) The reduction of domains of some CSP variables reduces the search tree then the resolution time.

Meta-model	Petri nets		ER		Feature		Graph Colour.	
	OCL ?		OCL ?		OCL ?		OCL ?	
#Inst.	Yes	No	Yes	No	Yes	No	Yes	No
50	0.39	0.38	0.38	0.36	0.38	0.38	0.36	0.33
100	0.55	0.54	0.54	0.47	0.55	0.54	0.43	0.39
300	1.65	1.64	1.42	1.26	1.65	1.64	0.62	0.47
600	14.3	14.4	7.79	7.22	14.3	14.5	0.85	0.60
Diff.	0.02		0.2		0.02		0.12	

Table 4: Comparing the resolution time for some meta-models constrained with OCL constraints. Time is given in seconds for average of 15 executions. #Inst.: total number of class instances, Diff: Difference.

- (2) The use of global constraints (*allDifferent* and *element*) makes the solution efficient because these constraints propagate easily in the search tree.
- (3) Our modelling of OCL does not create a lot of new variables, so the problem does not increase a lot.

7.3 Discussion: Assistant for designers

Here we describe how our tool can be used as an assistant for designers during meta-modelling process. In order to validate a meta-model during its design, we proceed as follows: (1) Generate a model that conform to the input meta-model using our tool. (2) If the expert detects an anomaly with the generated model, he has to correct the meta-model by: Correcting a reference cardinality, Adding classes or features or Adding OCL constraints. (3) Then, return to Step (1) or finish. For more precision, we discuss the case of a meta-model corrected with the use of our tool and the eye of expert. The Feature meta-model is a meta-model designed by a PhD student. Using the Grimm model generation tool, this meta-model was corrected and published in a defended PhD thesis (AL-Msie’Deen, 2014). After an interview with the designer in order to understand the meta-model, we generated models that conform to the first version. The designer examined these models, detected an error, the correction leading to a new version of the meta-model. The process was repeated 4 times until getting a correct meta-model in the opinion of the user. The following types of errors were detected and corrected during this process: References with wrong cardinalities, Use of a class inheritance structure instead of enumeration features and The need of some OCL constraints to complete the meta-model.

8 Conclusion

Model generation is an important tool to test model transformations as well as to design meta-

models. In this paper, we proposed a model generation mechanism, based on CSP. This paper develops three main contributions to automated model generation. The first contribution is to improve and refine our previous modelling, by notably reducing the amount of variables in the CSP. As shown by our experiments, it induces a very affordable computation time, allowing the perspective of a large-scale generation. The second contribution addresses the treatment of OCL constraints. We do not handle the whole OCL, however we selected a subset of the OCL language and proposed efficient ways to transform them into additional constraints for the CSP modelling of the meta-model. The experiments show that adding those constraints do not significantly increase the resolution time, while it improves the relevance of the produced models. This is a particularly encouraging result, which illustrates the power of the CSP modeling in such a situation. Finally, we implemented a complete, easy-to-use and available tool, which can be used to generate models, and visualize them, from a meta-model provided in Ecore format. This tool allowed hidden constraints to be detected on the PetriNets meta-model, and helped to design a new meta-model for Features. It therefore proves its immediate usefulness and usability. A web demonstrator of our tool is available at: <http://info-demo.lirmm.fr/grimm/>.

As perspectives, we are intending to continue the optimization of the solving time, especially in the generation of consecutive instances. During this sequence of generations we would like to introduce some additional constraints to separate the produced model by a given distance, in order to improve the diversity aspect of our tool. We may also cover a wider range of OCL constraints, and design an expert-driven add-on, to facilitate the adjustment of additional constraints leading to more realistic models.

Acknowledgment

The authors would like to thank Félix Vonthron and Olivier Perrier for the work during their internship.

REFERENCES

AL-MSIE'DEEN, R. (2014). *Reverse Engineering Feature Models from Software Variants to Build Software Product Lines*. PhD thesis, University of Montpellier.

BAUDRY, B., GHOSH, S., FLEUREY, F., FRANCE, R., LE TRAON, Y., and MOTTU, J.-M. (2010). Barriers to Systematic Model Transformation Testing. *Communications of the ACM Journal*, 53(6):139–143.

CABOT, J., CLARISÓ, R., and RIERA, D. (2008). Verification of UML/OCL Class Diagrams using Constraint Programming. In *ICSTW, IEEE International Conference on Software Testing Verification and Validation Workshop*, pages 73–80.

EHRIK, K., KÜSTER, J., and TAENTZER, G. (2009). Generating Instance Models from Meta models. *Software and Systems Modeling*, pages 479–500.

FERDJOUKH, A., BAERT, A.-E., CHATEAU, A., COLETTA, R., and NEBUT, C. (2013). A CSP Approach for Metamodel Instantiation. In *ICTAI, IEEE International Conference on Tools with Artificial Intelligence*, pages 1044,1051.

GONZÁLEZ PÉREZ, C. A., BUETTNER, F., CLARISÓ, R., and CABOT, J. (2012). EMFtoCSP: A Tool for the Lightweight Verification of EMF Models. In *FormSERA, Formal Methods in Software Engineering*, pages 44–50.

LECOUTRE, C. and ROUSSEL, O. (2009). XML Representation of Constraint Networks: Format XCSP 2.1. *Computing Research Repository ACM Journal*, 9(2):2362–2370.

MACKWORTH, A. (1977). Consistency in Networks of Relations. *Artificial Intelligence Journal*, 8(1):99–118.

MERCHEZ, S., LECOUTRE, C., and BOUSSESMART, F. (2001). AbsCon: A prototype to solve CSPs with abstraction. In *CP, International Conference on Principles and Practice of Constraint Programming*, pages 730–744.

MOUGENOT, A., DARRASSE, A., BLANC, X., and SORIA, M. (2009). Uniform Random Generation of Huge Metamodel Instances. In *ECMDA, European Conference on Model-Driven Architecture Foundations and Applications*, pages 130–145.

OMG, O. M. G. (2014). Object Constraint Language Specification, Version 2.4. Official Specification. <http://www.omg.org/spec/OCL/2.4/>.

ROSSI, F., VAN BEEK, P., and WALSH, T., editors (2006). *Handbook of Constraint Programming*. Foundations of Artificial Intelligence. Elsevier Science Publishers, Amsterdam, The Netherlands.

SEN, S., BAUDRY, B., and MOTTU, J.-M. (2009). Automatic Model Generation Strategies for Model Transformation Testing. In *ICMT, Conference on Model Transformation*, pages 148–164.

WU, H., MONAHAN, R., and POWER, J. F. (2013). Exploiting Attributed Type Graphs to Generate Metamodel Instances Using an SMT Solver. In *TASE, International Symposium on Theoretical Aspects of Software Engineering*.