



HAL
open science

Translating Agent Perception Computations into Environmental Processes in Multi-Agent-Based Simulations: A means for Integrating Graphics Processing Unit Programming within Usual Agent-Based Simulation Platforms

Fabien Michel

► To cite this version:

Fabien Michel. Translating Agent Perception Computations into Environmental Processes in Multi-Agent-Based Simulations: A means for Integrating Graphics Processing Unit Programming within Usual Agent-Based Simulation Platforms. *Systems Research and Behavioral Science*, 2013, Special Issue: Conceptual Models Of Complex Systems (In Memory Of The Late Professor Lorenzo Ferrer Figueras), 30 (6), pp.703-715. 10.1002/sres.2239 . lirmm-01302420

HAL Id: lirmm-01302420

<https://hal-lirmm.ccsd.cnrs.fr/lirmm-01302420>

Submitted on 11 Dec 2019

HAL is a multi-disciplinary open access archive for the deposit and dissemination of scientific research documents, whether they are published or not. The documents may come from teaching and research institutions in France or abroad, or from public or private research centers.

L'archive ouverte pluridisciplinaire **HAL**, est destinée au dépôt et à la diffusion de documents scientifiques de niveau recherche, publiés ou non, émanant des établissements d'enseignement et de recherche français ou étrangers, des laboratoires publics ou privés.

Translating Agent Perception Computations into Environmental Processes in MABS

A means for integrating GPU programming
within usual agent-based simulation platforms

Fabien Michel

Laboratoire d'Informatique, de Microélectronique, et de Robotique Montpellier
Université Montpellier II - CNRS
161 rue Ada, Montpellier Cedex 2, France
Email: fmichel@lirmm.fr

Abstract—Multi-Agent Based Simulations (MABS) relies on modeling the behavior of individual entities and their interactions in a virtual environment. Nowadays, MABS are used for studying various complex systems such as crowds, animal societies, ecosystems, traffic behaviors or the Market. So MABS are experimental research tools that contribute to our understanding of the mechanisms embedded in these complex systems. Still, studying some complex systems may require to consider millions of individuals. In such a case, the computing resources which are required represent a major obstacle for MABS end-users. In this respect, General-Purpose computing on Graphics Processing Units (GPGPU) is a relevant approach for addressing performance and scalability issues. However, GPU programming requires expert skills, which strongly limits both the accessibility and the re-usability of the frameworks developed using GPGPU. This paper presents a MABS design guideline, dedicated to the GPU context, which allows to use the GPU power without sacrificing the accessibility of MABS frameworks.

Index Terms—High Performance Computing, GPGPU, Multi-Agent Based Simulation

I. INTRODUCTION

Because complex systems are composed of many interacting entities, studying their properties using digital simulation may require a lot of computing resources, raising scalability issues. So, the execution performances of a simulation model often represent a major obstacle which strongly limits the extent to which a model could be studied, especially with respect to the number of considered entities and the size of their virtual environment.

Meanwhile, in the scope of High Performance Computing (HPC), General-Purpose Computing on Graphics Processing Units (GPGPU) has a special place and is gaining more attention as it can drastically increase the performance of a simulation model for a cheap investment [1]. Indeed, almost all today 3D graphic cards are equipped with GPGPU capacities.

However, using and programming GPU devices is not a trivial task and requires a particular mindset because it relies on a highly specialized architecture, which defines a very specific programming context. Indeed, because they are designed for graphics, GPUs are very restrictive in operations and programming and the hardware can only be used in certain

ways. Therefore GPU programs have to (1) fit this architectural context and (2) follow the stream processing paradigm¹ [2]. So GPGPU is only useful and effective for problems which can be modeled with respect to these programming and architectural contexts. Especially, it is not possible to follow a usual object-oriented approach for modeling a system.

This paper focuses on the use of GPGPU for developing and simulating Agent-Based Models (ABM). In such models, all the entities of a system are concretely modeled and simulated so that they act and interact on a shared virtual environment [3]. Because Multi-Agent Based Simulations (MABS) mostly rely on object-oriented implementations, usual multi-agent models cannot use directly GPU devices without a significant amount of translating work. Indeed, using stream processing, many advantages of the object-oriented programming cannot be used so that reformulating existing agent models accordingly is necessary. So, to be executed on GPU devices, a multi-agent model has to be entirely reconsidered, which requires particularly advanced programming skills.

So, despite the existence of research works demonstrating the huge gains which could be obtained thanks to GPU devices (to hundreds times faster than with usual multi-agent simulation frameworks [4]), the specificities of GPU programming raise a number of problems that strongly limit the accessibility and the re-usability of ABM developed using GPU programming.

Therefore it comes as no surprise that only few research projects are inclined to invest time in this technology because the sustainability of the produced code is difficult to obtain. GPU programming is thus not spreading as it could be in the MABS community. So for now, works mixing GPU programming and MABS are mainly related to very specific domains and experiments and do not focus on code genericness. Notably, there is no generic MABS frameworks integrating GPGPU, especially the widely used NetLogo [5] and RePast [6] platforms.

¹Given a set of data (a stream), a series of operations (kernel functions) is applied to each element in the stream.

This paper reports on the work we have done to use GPU programming in TurtleKit, a generic Logo-based Multi-Agent Based Simulation (MABS) platform [7]. Doing so, our goal was to (1) take advantage of the GPU for achieving large scale simulations while (2) preserving the programming accessibility of the platform and especially its object-oriented API. The paper presents this developing experience and proposes a GPU MABS design guideline derived from this experiment.

Section II presents examples of how GPGPU is used for developing ABMs and highlights their limits with respect to our objectives. Section III presents the TurtleKit platform and the simulation model we used as a benchmark to test the integration of GPU computing in the future third version of this platform. Section IV details how we designed a first GPU module by reformulating two different environmental dynamics, namely the diffusion and the evaporation of digital pheromones, and then reports on the results obtained. Section V discusses how we designed a second GPU module by reformulating some agent computations as environmental dynamics computed using the GPU. Section VI presents a generalization of our work as a MABS design guideline specifically dedicated to the GPU context, namely the *GPU delegation of agent perceptions* principle. Section VII concludes the paper and discusses related perspectives.

II. GPGPU FOR MAS-BASED COMPLEX SYSTEMS

Thanks to hundreds of cores available on today graphic cards, GPU allows to perform thousands of similar computations at once in parallel on the graphic card, rather than sequentially using the CPU. This characteristic is particularly of interest when considering complex systems which are modeled using the Multi-Agent System (MAS) paradigm. In such systems, similar computations have to be done billions of times. So MAS are a perfect candidate for massive improvement using GPGPU and there are many works reporting on agent-based models developed using GPGPU for different application domains such as large scale crowd simulations (e.g. [8]), biology (e.g. [9]) or flocking simulations (e.g. [10]).

For instance, in [11], the FLAME cellular level agent-based simulation framework shows impressive performance enhancement for GPU simulations, even when compared to a cluster of CPUs. As highlighted by the authors, such improvements are invaluable with respect to the fast development of such complex models, especially because this allows for real-time visualization and thus real-time interaction.

To obtain this result, the FLAME agent model has been entirely translated in GPU code, thus raising the problem of programming accessibility. Dealing with this issue, the authors propose to abstract the end-users from knowing GPU by defining a XML-based formalism which is used to specify the behavior of the agents. If this is a good solution with respect to end-users, modifying or extending the proposed agent model still requires GPU knowledge, thus limiting both the scope of the framework and its re-usability.

Regarding genericness, [4] proposes an interesting work that considers a whole class of ABMs at once, namely spatial

ABMs. Such ABMs consist of a 2D discretized grid containing situated information and a collection of mobile agents. The widely used NetLogo platform [5] is an example of this class of ABMs. [4] clearly explains that the major challenge of this work was to reformulate this generic ABM in terms of stream computation, especially agent mobility, death, replication, execution orders and collision. So the authors propose to map agent states to textures so that these dynamics can be implemented using GPU. With respect to the execution of standard models such as SugarScape, the reported results show impressive enhancements in terms of speed and scalability.

Still, as remarked by the authors, applying such an *all-in-GPU* approach, there is an important trade-off which is that many advantages related with the object-oriented programming are lost in the reformulation process. Especially, creating a new simulation model requires to create new GPU kernels to handle its specificity, and therefore GPU programming skills. With respect to end-users, such a lack of programming accessibility is a major limitation for the development of generic ABM frameworks.

More generally, studying the related literature, it is clear that the technical difficulties related with GPU programming naturally tend to both (1) narrow the scope of the developed frameworks and (2) limit their programming accessibility. This because the underlying agent model is often intrinsically related to the GPU code so that one has to directly modify it to make the agent model evolve. All-in-GPU-based agent frameworks are thus mostly restricted to a specific application domain and/or require advanced GPU skills.

III. INTEGRATING GPU WITHIN TURTLEKIT

A. The TurtleKit Platform and the MLE Model

Like NetLogo, TurtleKit [7] is a spatial ABM, implemented with Java, relying on an agent model which is inspired by the Logo programming language. Especially, agents emit and perceive digital pheromones which diffusion and evaporation dynamics are handled by the environment (the 2D grid), thus creating pheromone fields. Handling such dynamics requires a lot of computing resources, which limits both performance and scalability, even when few pheromones are used.

Developing TurtleKit, our primary goal is programming accessibility so that we cannot choose an all-in-GPU approach. That is why we apply an intermediate approach that consists in integrating iteratively GPU parts in the simulation platform while ensuring that the TurtleKit API remains unchanged.

To this end, we choose to prototype and experiment with the model proposed in [12]. In this paper, a model of multi-level emergence (MLE) of complex structures is defined using a unique and very simple recursive agent behavior. More precisely, starting with only one kind of agents (level-0), the agents evolve and build a recursive structure having a circular shape. That is, level-0 agents turn around level-1 agents that turn around level-2 agents and so on.

To achieve this, the agent behavior relies on perceiving, emitting and reacting to three different types of pheromones: (1) *presence*, (2) *repulsion* and (3) *attraction*. Presence is used

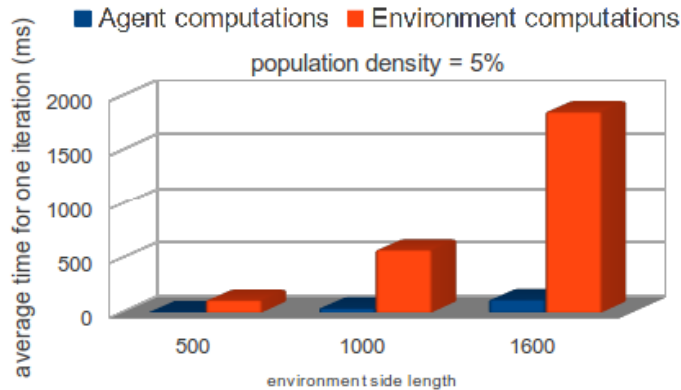


Fig. 1. agent computations versus environment computations in pure Java MLE model simulations

by an agent to evaluate how many agents are in its vicinity and decide if it has to mutate to the next or preceding level. Roughly a mutation occurs if an area is overcrowded or empty. Repulsion and attraction are both used by the agents to create a circular zone of attraction around them. The behavioral process is decomposed in four stages: Perception, Emission, Mutation and Move. So, the state and the behavior of each agent is completely defined by only one integer which is its current level. The level simply modifies the agent’s emission rate and limits perceptions to pheromone of adjacent levels.

B. MLE as a Benchmark for Integrating GPU Modules

Theoretically, the highest level which could be observed with the MLE model is related to only two parameters: (1) the size of the environment, because large structures require room to appear and (2) the number of initial agents, because level- i structures need a certain number of level $i-1$ agents to appear, and so on.

Considering our objectives, reimplementing the MLE model is thus a perfect benchmark because it rapidly requires to increase both the size of the environment and the number of agents. Moreover, each additional level requires to manage three additional pheromones. So, scaling up MLE simulations, the first issue is related to the computing resources required for applying the diffusion and the evaporation processes: Each pheromone requires to perform computations for each cell of the grid. So, even if simple, the complexity of these computations is quadratic with respect to the grid’s side length.

And indeed, as illustrated on figure 1 which reports on simulations of the MLE model done without GPU, even when the population of agents is low, the time required to compute environmental dynamics becomes very high as soon as the size of the environment is increased.

That is why we decided to test the integration of GPU parts in TurtleKit by first translating the diffusion and evaporation dynamics into GPU code. Indeed, because they are completely decoupled from the agent behavioral model, it is possible to create a GPU module that does not modify the agent model API at all.

IV. THE GPU DIFFUSION MODULE

A. GPU Translation for the Evaporation Process

To explain how these computations have been translated, we now focus on evaporation because it is the simplest one. The evaporation of a pheromone on the grid simply relies on multiplying the quantity which is on each cell by a certain coefficient between 0 and 1 (the evaporation factor). The sequential implementation of this dynamic could be as follows:

Algorithm 1 `evaporation(cells, width, height, evapCoeef)`

```

for  $i = 0$  to  $width$  do
  for  $j = 0$  to  $height$  do
     $cells[i][j] \leftarrow cells[i][j] \times evapCoeef$ 
  end for
end for

```

Before presenting the corresponding translation, let us first explain how GPU code is designed so that it could be executed on a GPU device. Roughly, a GPU device is able to proceed the parallel execution of a procedure, namely a *kernel*, by numerous threads. These threads are organized in blocks, which are themselves organized in a grid of blocks. Each thread notably has 3D coordinates, x , y and z localizing it within a block, and each block also has three spatial coordinates that localize it within the grid. Moreover, each block has a limited thread capacity according to the hardware in use.

So, considering only the 2D coordinates of the blocks and threads, it is possible to define a 2D grid of threads that maps a concrete 2D array of data. For instance, if the capacity of a block is 1024 threads, one can work with a grid of 1000×1000 by allocating a grid of blocks which size is 32×32 , with each block having a size of 32×32 . This produces a global oversized matrix containing 1024×1024 threads. This too large size is not a problem as it will be handled in the GPU code. So, the dimension of the grid and the dimension of the blocks are two fundamental parameters which are used when calling a kernel for execution on the graphic card. In our case, this allows to map each cell of a grid with a unique thread.

So, the evaporation kernel could be programmed as follows:

Algorithm 2 GPU_evap(*cells, width, height, evapCoeff*)

```
i ← blockIdx.x × blockDim.x + threadIdx.x;  
j ← blockIdx.y × blockDim.y + threadIdx.y;  
if i < width and j < height then  
    cells[i][j] ← cells[i][j] × evapCoeff  
end if
```

When the execution of this kernel is called on the GPU, all the allocated threads execute the *GPU_evap* procedure. The two first lines of this procedure determine the coordinates of the executing thread. Then a test is done to know if this thread is inside the grid boundaries. If it is the case, the corresponding cell is updated according to its current value.

The diffusion kernel is also easy to derive from its sequential counterpart. So, we produced a GPU module for evaporation and diffusion, called *GPU diffusion module* latter on for simplicity.

B. Results for the GPU Diffusion Module

Here we compare the GPU diffusion module with a sequential implementation. Figure 2 shows the results we obtained with tests done outside any concrete simulation model, thus avoiding noise produced by other treatments. Besides, as we want to keep Java as main language for TurtleKit, we use the JCuda (Java bindings for Cuda²) library which allows to call GPU kernels, written in C, directly from Java. The tests have been done using an Intel Xeon CPU @ 2.67GHz and a Nvidia Quadro 4000 embedding 256 cores, which constitutes an average number for a GPU device at the present time. The version of the Cuda toolkit used for all the presented experiments is the 4.1 and the version of the JCuda library is the 0.4.1.

Figure 2 shows the results obtained with different environment sizes for the diffusion and evaporation of one pheromone. Not surprisingly, results show that even for the smallest grid (100×100) the JCuda version performs better. As the environment size increases, the GPU module completely outperforms the sequential version: On an environment of 2000×2000, the GPU module is more than twenty times faster.

With respect to our objectives, in these tests we take into account that the result of one iteration should be made available for use in the Java code, i.e. Java agents should be able to perceive the result at each time step in a real simulation. This requires to call synchronization procedures that synchronize the CPU and the GPU so that they do not modify the data at the same time. If we let the GPU do all the iterations without being interrupted, the GPU then performs more than ten times faster than when using synchronizations.

Other remark, there are a lot of existing Cuda parameters that could be set. Some of them can greatly impact the efficiency of a kernel call. For instance, a general GPU programming rule is to make a kernel call with at least as

²Compute Unified Device Architecture, Cuda is the programming framework for Nvidia GPU graphic cards.

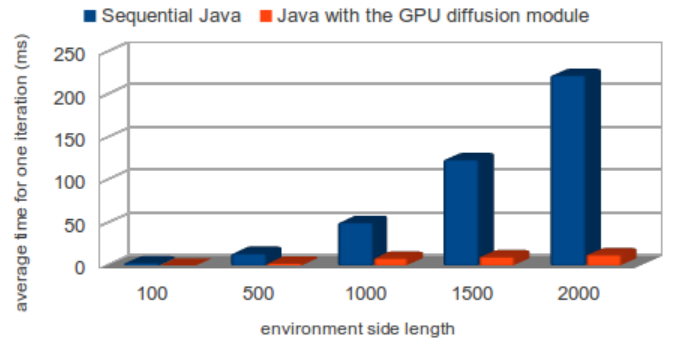


Fig. 2. Diffusion process: Java sequential vs. JCuda

many blocks as available cores on the graphic card. While not mandatory, not considering this rule can dramatically reduce the efficiency of a kernel call.

Therefore, looking at these results, one has to keep in mind that this is only what is obtained in the context of our particular software and hardware configuration. Depending on the configuration, it is possible to obtain very different results in terms of ratio. Here, the most important information is that the GPU diffusion module does scale very well while the sequential one does not at all.

V. THE GPU FIELD PERCEPTION MODULE

A. Next Bottleneck: The Agents

The integration of the GPU diffusion module within TurtleKit was not a problem thanks its modularity: It only concerns environmental dynamics. Besides, the enhancement provided by the module was easy to observe. So, when we experimented this GPU module on the MLE model, we were able to scale up the size of the environment to values that were out of reach before.

Figure 3 presents some of the results we obtained on the MLE model with different sizes of environments and agent populations. The corresponding experiments clearly show that scaling up the size of the environment is easy only when Cuda is in use. Indeed, as the size of the environment increases the pure Java version becomes very slow because of the sequential nature of the diffusion algorithm. We thus reach one of our goals which was to be able to scale up the size of the environment while using complex environmental dynamics. In this respect, the GPU module clearly makes the difference, especially considering small agent populations.

However, as previously explained, obtaining higher level structures for the MLE model requires to simultaneously increase both the size of the environment and the number of initial agents. And as the number of agents was increasing, we observed that most of the execution time was now used for agent-level computations. Indeed, analyzing figure 3, one can notice that the benefit which is obtained thanks to the GPU is less obvious for the highest population densities. More precisely, the agent computations, that is the CPU computing part, take more and more importance in the simulation total time, making the environmental dynamics computations, that

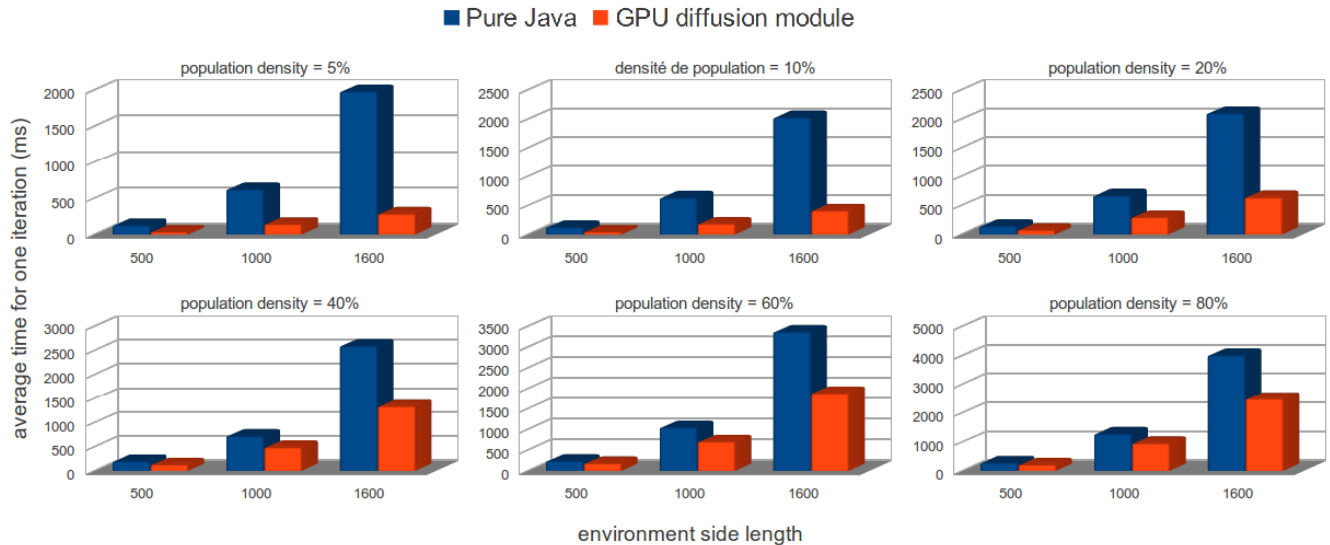


Fig. 3. Comparison of MLE simulations done with Java only versus using the GPU field diffusion module

is the GPU computing part, small in terms of time with respect to all the computations that have to be done.

Figure 4 and 5 illustrate this aspect by showing how much time is taken by each part of the simulation model, namely (1) the agents and (2) the environment, for each simulation mode: Pure Java and with the GPU module respectively. On figure 4, as previously mentioned, one can see that environmental computations clearly represent a major problem for the pure Java version as soon as the size of the environment is increased. Still, as the environment becomes more populated with agents, the agent computations become more and more important to the point that they eventually represent another bottleneck when simulating the MLE model with a big number of agents.

And indeed, this aspect can also be observed on figure 5 that details the different computation times with respect to the GPU diffusion module version. Especially one can see that, despite the fact that computing the environmental dynamics using the GPU seriously reduced the simulation time, as the number of agents increases, the computation time required for their behaviors is so high that the environment part becomes negligible. So, even if the problem we had with the performance related with computing environmental dynamics has been addressed successfully, the time required for computing the behaviors of the agents clearly becomes the next bottleneck when scaling up the MLE model.

Profiling the execution of the MLE model, we easily found out that the agents use most of their (CPU) time computing how they should move with respect to pheromone field gradients. More precisely, each agent has to know the direction of the neighboring cell having the smallest/greatest quantity for a particular pheromone to decide the heading of its next move: Methods such as *getMaxDirection(attractionField)* or *getMinDirection(repulsionField)* are intensively used by the MLE agents. Such computations requires to probe all the cells

around the agent one time per pheromone of interest, and then to compute the direction of the minimum and/or maximum values. Figure 6 shows an example of this computation for one cell (the east direction corresponds to 0 degree).

In the present case study, the diffusion and the evaporation processes are the only environmental dynamics used in the MLE model. As we already successfully translated them, it is obvious that the next GPU module to try should take care of the agents. However, sticking to our priority of keeping the programming accessibility of the agent model implementation, a solution that does not imply an all-in-GPU approach has to be found. The next section presents the solution we use and shows how it takes advantages of the GPU for the agents while ensuring the stability of the agent API.

B. Delegating Agent Perceptions to the Environment

Considering how MLE agents perceive and analyze pheromone fields, it should be remarked that the related computations do not involve the state of the agent that triggers the perception. So, these computations always give the same result for a particular time step: Pheromone field gradients are the same whatever the state of the agents.

So, thanks to this independence between the agent's state and these computations, the idea is to do these perceptions using a GPU module. However, at first sight, this would mean to finally translate the agent model within a GPU module because these perceptions are triggered by the agents, not by the environment as it is the case for the diffusion process.

To overcome this difficulty, the proposed solution is to compute these high level perceptions directly in the environment everywhere and every time. Doing so literally reifies all these perceptions as one single environmental dynamic, just like the diffusion process is. In other words, we define a new GPU module representing a new environmental process which will be in charge of computing all the perception results which

Pure Java version

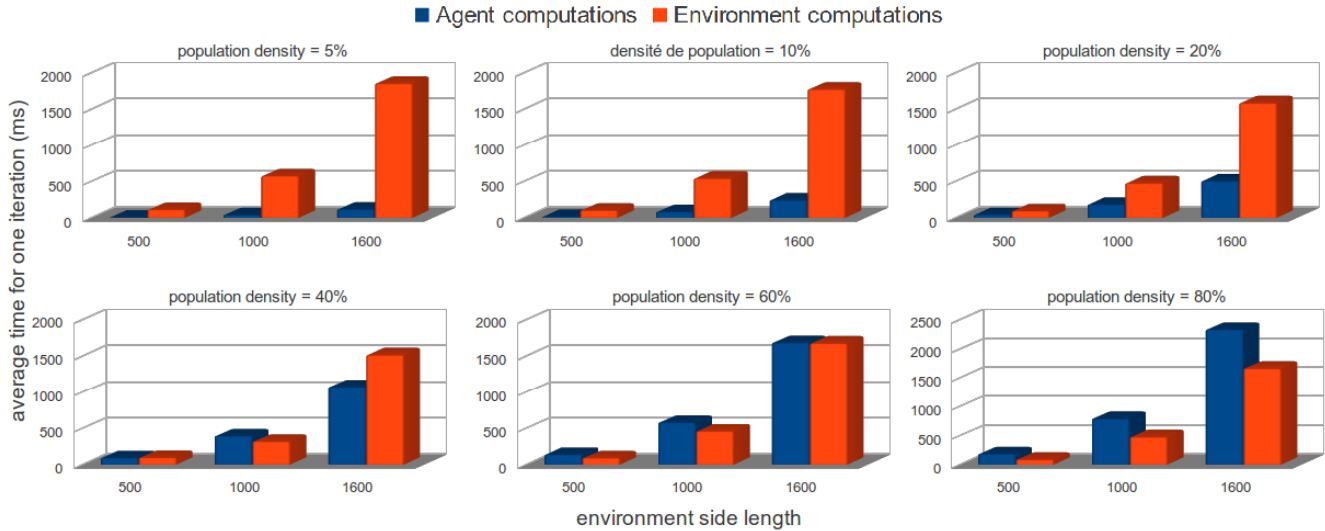


Fig. 4. Comparison computation time considering agent computations versus environment computations for the Java version

GPU diffusion module version

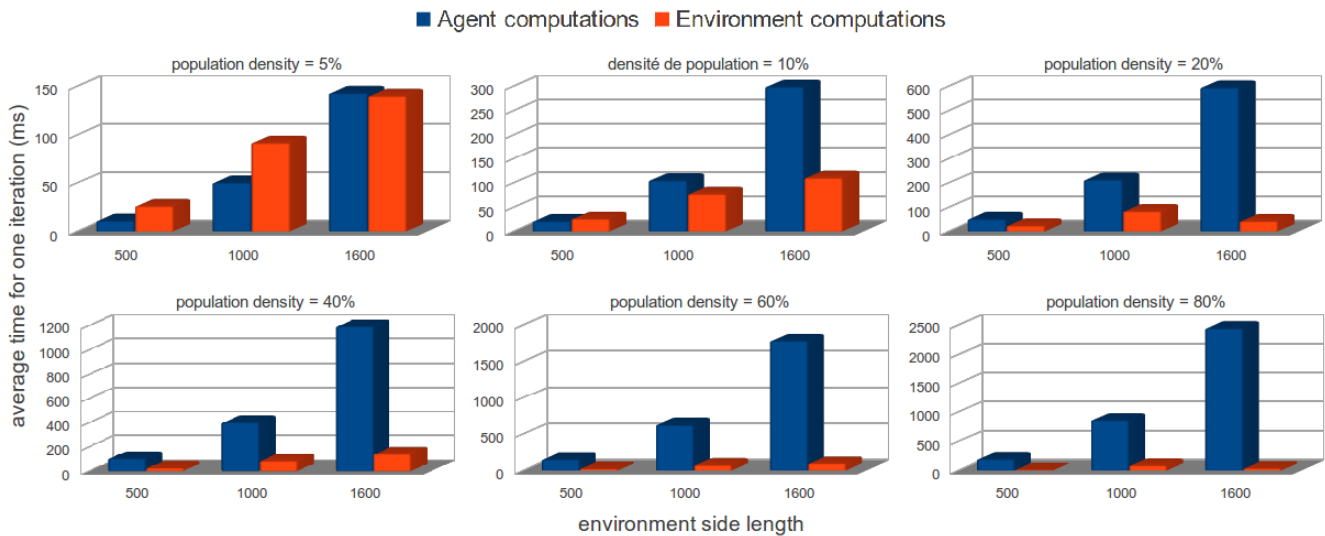


Fig. 5. Comparison computation time considering agent computations versus environment computations for the GPU diffusion version

could be asked by the agents.

This solution may seem counterintuitive for anyone who is not used to GPU programming. Especially because many of the computed results will not be used by the agents. But this is where the specificities of GPU programming come into play. Caricaturing and ignoring the details, making a GPU computation for only one cell takes about the same time as doing it for all the cells.

One can reasonably argue that the previous statement is only a rough approximation of reality: Doing unused computations should be avoided as far as possible. To this end, another solution would be to create and maintain another grid keeping track of the agents' presence so that a thread could test if a

computation should be done or not. But in our case it turns out that this solution did perform really poorly: The cost induced by the maintenance of this grid is too high and far greater than when this information is ignored and thus not maintained.

Besides performance, the proposed solution completely decouples this new dynamic from the state of the agents. So this new module is more independent and thus reusable, which is desirable from a software engineering point of view.

Following this solution, we have implemented a GPU module which we call the *GPU field perception module*. Implementing this module, we define a new GPU kernel in the same way we have done for the diffusion module. The main difference is that this new kernel works on three grids

of data: One for the actual quantity of pheromone on each cell and two others for stocking the minimum and maximum directions of the field for each cell.

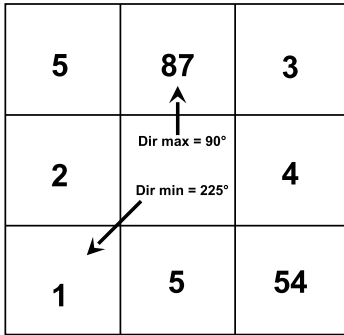


Fig. 6. Example of field min and max directions for a cell

C. Results Obtained with the GPU Field Perception Module

This section compares the results which have been obtained on the MLE model with only the GPU diffusion module and with both modules [13]. Considering the hardware configuration, the experimental setup used for obtaining the presented results is the same as in section IV-B. The results reports on MLE simulations where the maximum level of an agent has been set to 5 so that there are 15 pheromone fields to handle for each time step (45 grids of data). Figure 7 compares the simulation speed for various agent population density and environment size. For instance, for a density of 140% in an environment of 2000×2000 , there are 5.6 millions of agents interacting on a grid of 4 millions cells.

Figure 7 shows that adding the GPU field perception module does not speed up the simulation only for the lowest densities and environment size which are here reported. One partial explanation for this negative result is the overhead induced by the additional synchronizations required between the GPU and the CPU on the different stocked grids. This also shows that, with our particular configuration, there is of course a threshold under which it is not worth to trigger a GPU kernel because of synchronizations, the worst case being only one agent in a huge environment. And indeed, when simulating this worst case the simulation is always slower. However, in our tests this overhead was not very high for densities around 5% and becomes negligible for the 10% density, which is a low value with respect to the MLE benchmark for instance.

So, even with the overhead induced by the additional GPU calls, the field perception module becomes efficient when the agent population density is 20% on the largest environments. Then, the simulation is always faster with the GPU field perception module, especially it is about two times faster for the biggest cases. Considering the fact that we used an average GPU device, these results are really promising and at least show the feasibility and the interest of the proposed approach, especially with respect to scalability.

Still, solely based on the experiments we have done so far, it should be remarked that our results are far from being as fast

as systems applying an all-in-GPU approach. Obviously, there is still a trade-off to accept for keeping the agent model so that its implementation is safe from the difficulties and specificities of the GPU programming.

But, let us remind again that the presented results are deeply related to the configuration used. Especially, we use a NVidia Quadro 4000 containing 256 cores while the recent NVidia Tesla K10 contains 2 GPUs with 1536 cores each: A total of 3072 cores on only one card. So, the perspectives offered by GPU programming are really promising and encourage us to keep on going with the presented approach for TurtleKit. Especially, we plan to benchmark other models to identify other GPU modules using the presented approach. To this end, in the next section we propose a generalization of the work we have done in the form of a design guideline dedicated to the GPGPU context, namely GPU environmental delegation of agent perceptions.

VI. GENERALIZING THE DELEGATION STRATEGY

A. Environment, First Order Abstraction in MAS

From a high level perspective, the proposed solution relies on transforming agent-level perceptions into environmental dynamics. This makes the environment an even more crucial entity in the design of our ABM. So, generalizing our work, the proposed strategy could be related to other research works that consider the environment as a core concept of MAS.

Considering the environment as a first order abstraction in MAS is today well accepted and has proved to be a relevant approach for modeling and developing MAS [14]. Especially, it could help to enhance the efficiency of agent interactions. For instance, in [15], real-world unmanned vehicles (AGVs) use a virtual environment which is in charge of validating their future moves. When detecting a possible future collision, the environment prioritizes the different moves and thus automatically solve spatial conflicts. Doing so, the agents do not have to handle this problem on their own, which allows to (1) decrease the complexity of the agent behavior and (2) make the agents focus on their real task which is to go from point A to B.

More generally, using the environment as an active entity is very interesting for simplifying the behavioral process of the agents. The underlying idea is that agents are in fact usually not interested in low level environmental properties but rather in high level percepts. So, it makes sense to let the environment do the work of producing high level percepts from raw environmental data. Such an approach allows to design MAS with a clear separation of concerns [16].

Within the specific scope of MABS, considering the environment as a core entity during the modeling phase has also been identified as a good design principle that brings simplification and eases the reuse and the integration of the different simulation processes [17].

B. GPU Environmental Delegation of Agent Perceptions

In the scope of our work, considering the environment as a first class entity is the heart of the solution. This enables us to reach our two requirements: (1) keeping the programming

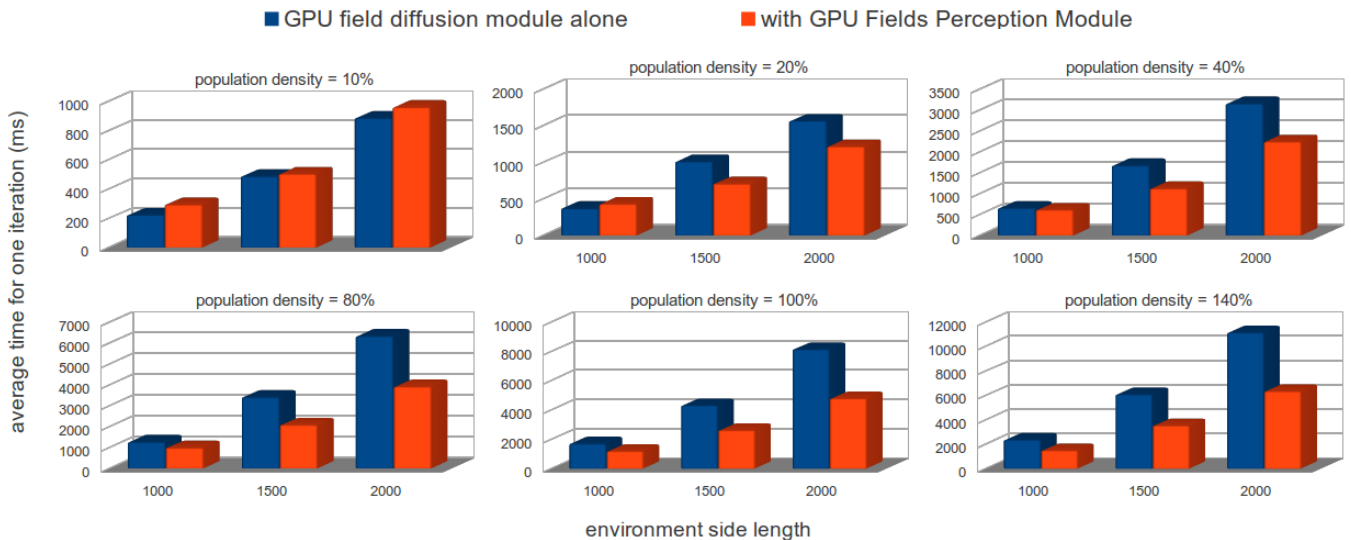


Fig. 7. Comparison of MLE simulations done with and without the GPU field diffusion module

accessibility of the agent model in a GPU context and (2) being able to scale up both the number of agents and the size of the environment.

From this developing experience, we derive and propose a design guideline which (1) follows the idea of an active environment and (2) takes into account the context of GPU programming. This guideline, namely *GPU Environmental Delegation of Agent Perceptions*, could be stated as follows:

Any agent perception computation not involving the agent's state could be translated to an endogenous dynamic of the environment, and thus considered as a potential GPU environment module.

Such a guideline does not only follow the idea of considering the environment as a first order abstraction, but more importantly also focus on easing re-usability of developed GPU modules. For instance, in our case we are able to directly use the developed GPU modules with other agent models working on pheromone fields such as ant-based ones.

Therefore we argue that such an approach could help to address the re-usability issue by promoting the development of more generic GPU modules. Indeed, such modules only deal with environmental dynamics and high level information (e.g. perceptions) that do not rely on a particular agent model, but only on a particular model of environment. Additionally, this guideline suggests a more fine grained approach for integrating GPU modules which eases the development and maintenance tasks thanks to a clear separation of concerns.

Considering applicability, for now we explicitly limits the scope of our approach to computations that do not involve agent states. Regarding more complex perceptions, obviously it will not be always possible to find an equivalent environmental model but addressing this limitation should increase the scope of the approach and is in our future research plans.

Finally, we want to emphasize that the interest of GPU environmental delegation is not restricted to our objectives.

Indeed it could be also considered when applying an all-in-GPU approach for MAS because its main point is to promote re-usability in the particular context of GPU programming.

VII. CONCLUSION AND PERSPECTIVES

Studying complex systems with MABS, one may have to deal with model composed of thousands of entities evolving in large environments, which requires a lot of computing power. In this respect, scalability issues obviously represent a major limit to the extent a model could be studied. In this paper, we first explain why GPGPU represents a very interesting solution to the scalability problems which may be encountered when using MABS. GPU devices are cheap, available on the majority of today graphic cards, and can dramatically increase the performance of MABS.

Using GPGPU for MABS, we argue that there is need for an approach which differs from an all-in-GPU perspective for MABS: The development works which are done in this scope cannot be easily reused due to the GPU programming specificities. Indeed, GPU programming is so specific that one can hardly use them in another experimental context: The development efforts are simply lost as the complexity of the programs which are obtained is too high.

In this respect, we presented the modular approach we use to iteratively integrate some GPU modules in the prototype of the third version of the TurtleKit MABS platform. Doing so, the purpose of our work is to study the extent to which it is possible to benefit from GPGPU without sacrificing the object-oriented API of the TurtleKit agent model. To this end, we have first explained how environmental dynamics such as the diffusion and the evaporation of digital pheromones could be easily translated in GPU code. Then, we showed why it could be interesting to consider some of the agent computations for GPU translation in order to further increase the simulation performance.

So we have presented a second GPU module which has been integrated within TurtleKit and showed how our approach enables us to use the power of GPU devices, once again without changing the object-oriented API of the agent model, thus fulfilling our primary objectives. Especially, we show how it is possible to translate some of the perception behaviors of the agents into environmental dynamics. So, the heart of this work is to consider that the agents could be, and should be, freed from the computations which are not specifically related to their internal state. As discussed, this idea has to be related with the principle according to which the environment is a first class entity of multi-agent systems [14], [18].

Generalizing this work, we proposed the principle of GPU environmental delegation of agent perceptions and advocated that it represents an interesting design guideline for tackling the re-usability issue in the context of GPU programming for MABS. We argue that using such a guideline should help to produce GPU modules that will be more easily reusable, precisely because they will be completely disconnected from any agent model, enabling code genericity and reuse.

A short term perspective of this work is to study other models that require a lot of computing power like the MLE model. For instance, in the scope of the simulation of flocking models, the behaviors of the agents are largely based on computing how they should move with respect to the positioning of their neighbors. Such an information is not related to the agent internal state and could be somehow related to the notion of gradients. Therefore we expect that it should be possible to define other GPU modules of interest by studying such models.

As a long term perspective, we intend to develop a library of GPU modules implementing various environment dynamics specifically designed for spatial ABMs. Today there are several generic GPU libraries which have been produced such as *Nvidia CuBLAS* (Compute Unified Basic Linear Algebra Subprograms), *NPP* (Nvidia Performance Primitives) for image, video, and signal processing, GPU AI path finding, etc. We think that applying such a modular approach in the scope of MAS-based complex systems is one relevant way to go.

REFERENCES

- [1] S. Che, M. Boyer, J. Meng, D. Tarjan, J. W. Sheaffer, and K. Skadron, "A performance study of general-purpose applications on graphics processors using cuda," *Journal of Parallel and Distributed Computing*, vol. 68, no. 10, pp. 1370 – 1380, 2008, general-Purpose Processing using Graphics Processing Units.
- [2] J. D. Owens, D. Luebke, N. Govindaraju, M. Harris, J. Krger, A. E. Lefohn, and T. J. Purcell, "A survey of general-purpose computation on graphics hardware," *Computer Graphics Forum*, vol. 26, no. 1, pp. 80–113, 2007.
- [3] F. Michel, J. Ferber, and A. Drogoul, "Multi-Agent Systems and Simulation: a Survey From the Agents Community's Perspective," in *Multi-Agent Systems: Simulation and Applications*, ser. Computational Analysis, Synthesis, and Design of Dynamic Systems, Danny Weyns and Adelinde Uhrmacher, Eds. CRC Press - Taylor & Francis, 05 2009, pp. 3–52.
- [4] M. Lysenko and R. M. D'Souza, "A framework for megascale agent based model simulations on graphics processing units," *Journal of Artificial Societies and Social Simulation*, vol. 11, no. 4, p. 10, 2008. [Online]. Available: <http://jasss.soc.surrey.ac.uk/11/4/10.html>
- [5] E. Sklar, "Netlogo, a multi-agent simulation environment," *Artificial Life*, vol. 13, no. 3, pp. 303–311, 2007.
- [6] M. North, E. Tataru, N. Collier, and J. Ozik, "Visual agent-based model development with Repast Symphony," in *Agent 2007 Conference on Complex Interaction and Social Emergence*. Argonne, IL, USA: Argonne National Laboratory, November 2007, pp. 173–192.
- [7] F. Michel, G. Beurier, and J. Ferber, "The TurtleKit simulation platform: Application to complex systems," in *Workshops Sessions, First International Conference on Signal & Image Technology and Internet-Based Systems SITIS' 05*, A. Akono, E. Tonyé, A. Dipanda, and K. Yétongnon, Eds. IEEE, november 2005, pp. 122–128.
- [8] A. Demeulemeester, C.-F. Hollemeersch, P. Mees, B. Pieters, P. Lambert, and R. Van de Walle, "Hybrid path planning for massive crowd simulation on the gpu," in *Proceedings of the 4th international conference on Motion in Games*, ser. MIG'11. Berlin, Heidelberg: Springer-Verlag, 2011, pp. 304–315.
- [9] R. M. D'Souza, M. Lysenko, S. Marino, and D. Kirschner, "Data-parallel algorithms for agent-based model simulation of tuberculosis on graphics processing units," in *Proceedings of the 2009 Spring Simulation Multiconference*, ser. SpringSim '09. San Diego, CA, USA: Society for Computer Simulation International, 2009, pp. 21:1–21:12.
- [10] A. R. D. Silva, W. S. Lages, and L. Chaimowicz, "Boids that see: Using self-occlusion for simulating large groups on gpus," *Comput. Entertain.*, vol. 7, no. 4, pp. 51:1–51:20, Jan. 2010.
- [11] P. Richmond, D. Walker, S. Coakley, and D. Romano, "High performance cellular level agent-based simulation with FLAME for the GPU," *Briefings in Bioinformatics*, vol. 11, no. 3, pp. 334–347, 2010.
- [12] G. Beurier, O. Simonin, and J. Ferber, "Model and simulation of multi-level emergence," in *2nd IEEE International Symposium on Signal Processing and Information Technology, ISSPIT'02*, Marrakesh, Morocco, December 2002, pp. 231–236.
- [13] F. Michel, "GPU environmental delegation of agent perceptions for MABS," in *IEEE International Conference on Complex Systems (ICCS'12)*, M. Essaïdi and M. Nemiche, Eds. IEEE Computer Society, November 5 - 6, Agadir, Morocco 2012, pp. 1–6.
- [14] D. Weyns, A. Omicini, and J. Odell, "Environment as a first class abstraction in multiagent systems," *Autonomous Agents and Multi-Agent Systems*, vol. 14, pp. 5–30, 2007, 10.1007/s10458-006-0012-0.
- [15] D. Weyns, N. Boucké, and T. Holvoet, "Gradient field-based task assignment in an agv transportation system," in *Proceedings of the fifth international joint conference on Autonomous agents and multiagent systems*, ser. AAMAS '06. New York, NY, USA: ACM, 2006, pp. 842–849.
- [16] P. H. Chang, K.-T. Chen, Y.-H. Chien, E. Kao, and V.-W. Soo, "From reality to mind: A cognitive middle layer of environment concepts for believable agents," in *Environments for Multi-Agent Systems, First International Workshop, E4MAS 2004, New York, NY, USA, July 19, 2004, Revised Selected Papers*, ser. LNAI, D. Weyns, H. V. D. Parunak, and F. Michel, Eds., vol. 3374. Springer, 2005, pp. 57–73.
- [17] D. Payet, R. Courdier, N. Sébastien, and T. Ralambondrainy, "Environment as support for simplification, reuse and integration of processes in spatial mas," in *Proceedings of the 2006 IEEE International Conference on Information Reuse and Integration, IRI - 2006: Heuristic Systems Engineering, September 16-18, 2006, Waikoloa, Hawaii, USA*. IEEE Systems, Man, and Cybernetics Society, 2006, pp. 127–131.
- [18] J. J. Odell, H. Van Dyke Parunak, M. Fleischer, and S. Brueckner, "Modeling agents and their environment," in *Proceedings of the 3rd international conference on Agent-oriented software engineering III*, ser. AOSE'02. Berlin, Heidelberg: Springer-Verlag, 2003, pp. 16–31. [Online]. Available: <http://dl.acm.org/citation.cfm?id=1754726.1754729>