



HAL
open science

Méthode Itérative pour l'Amélioration de la Prédiction des Performances des Circuits Intégrés

Gwenael Chaillou, Philippe Maurine, Jean-Marc J.-M. Galliere, Nadine
Azemard

► **To cite this version:**

Gwenael Chaillou, Philippe Maurine, Jean-Marc J.-M. Galliere, Nadine Azemard. Méthode Itérative pour l'Amélioration de la Prédiction des Performances des Circuits Intégrés. 15e Colloque National du GDR SoC², Jun 2021, Rennes, France. lirmm-03358670

HAL Id: lirmm-03358670

<https://hal-lirmm.ccsd.cnrs.fr/lirmm-03358670>

Submitted on 29 Sep 2021

HAL is a multi-disciplinary open access archive for the deposit and dissemination of scientific research documents, whether they are published or not. The documents may come from teaching and research institutions in France or abroad, or from public or private research centers.

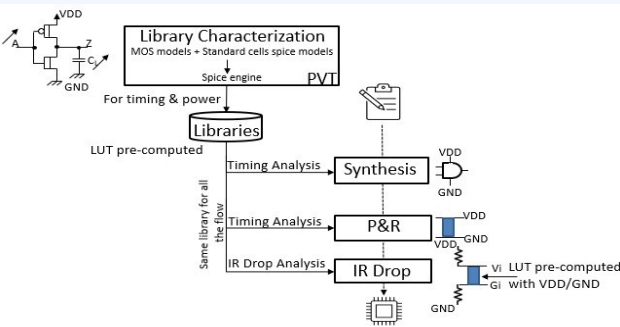
L'archive ouverte pluridisciplinaire **HAL**, est destinée au dépôt et à la diffusion de documents scientifiques de niveau recherche, publiés ou non, émanant des établissements d'enseignement et de recherche français ou étrangers, des laboratoires publics ou privés.

Iterative Method for Performance Prediction Improvement of Integrated Circuits

G. Chaillou¹, P. Maurine¹, J-M. Gallière¹, N. Azemard¹
¹LIRMM, University of Montpellier, CNRS, Montpellier, France

Context

- Design flow based on the use of **pre-characterized** libraries
- **Operation** of the circuit checked at each stage
- Calculation model more complex with each step
- Use of libraries **do not** consider power supply contexts.

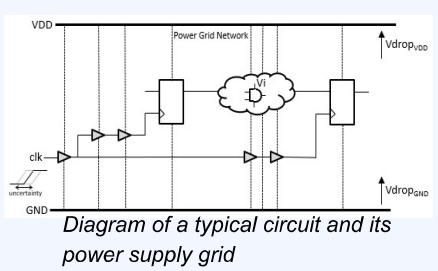
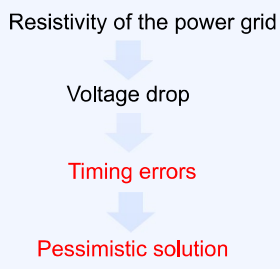


The different stages of the actual design flow

Problem

Inaccuracy in actual design flow
 ↓
Poor estimation of circuit performances

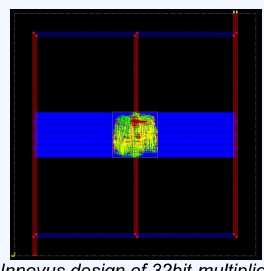
Design flow



Iterative approach

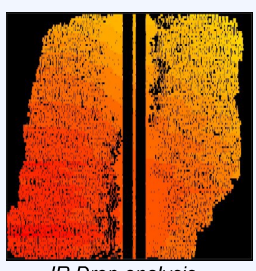
a) Initialization

- Circuit designed in the usual way
- Libraries power supply values cover 100 mV of power supply with a step of 2.5mV:
 $V_{min}, V_{min}+2.5mV, \dots, V_{DD}$



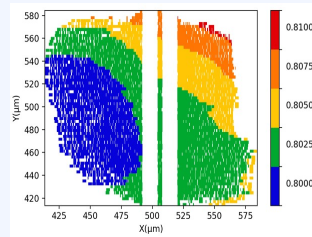
b) IR Drop analysis

IR Drop analysis performed as usual
 ↓
 V_i calculated for each standard-cell
 ↓
 Tcl command file



c) Change Cell

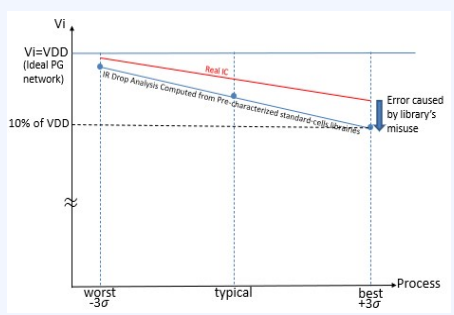
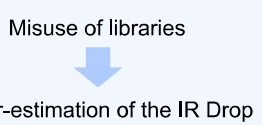
Tcl command file example:
`EcoChangeCell -cell NAND2_0.8025 -inst g1516`
 New rounded power supply value Instance name
 For each standard-cell



Pessimistic solution:
 If IR Drop value > 10% of the external power supply voltage

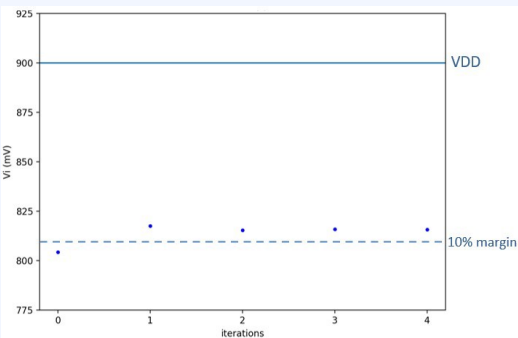
The misuse of libraries

- Libraries are made **out of any context**
- **Performance & consumptions** described in libraries can't be reached



Impact of the misuse of libraries on IR Drop calculation

Results

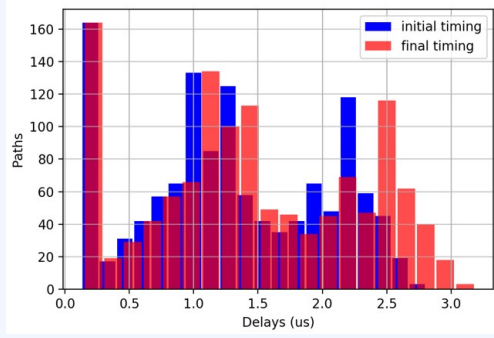


Evolution of V_i with iteration for one standard-cell in the middle of the circuit

- Only **3 iterations** to stabilize V_i to the nearest mV
- Final value of V_i for all standard-cell's libraries
- Allows to perform **IR-aware** timing analysis

Conclusion & Perspectives

- IR Drop values decreased to 9.3% of V_{DD} . With actual design flow the operation of the circuit was not guaranteed. With the iterative method, the value of IR Drop is correct.
- IR-aware delays are 12% slower. But the gain in precision could allow to estimate real delay margin and use it to optimize the design.



Final IR-aware delays obtained by iterative method compared to initial delays