HAL
open science

On a greedy approach for genome scaffolding

Tom Davot, Annie Chateau, Rohan Fossé, Rodolphe Giroudeau, Mathias Weller

To cite this version:

Tom Davot, Annie Chateau, Rohan Fossé, Rodolphe Giroudeau, Mathias Weller. On a greedy approach for genome scaffolding. Algorithms for Molecular Biology, 2022, 17 (1), pp.16-46. 10.1186/s13015-022-00223-x . lirmm-03835013

HAL Id: lirmm-03835013

https://hal-lirmm.ccsd.cnrs.fr/lirmm-03835013v1

Submitted on 31 Oct 2022

HAL is a multi-disciplinary open access archive for the deposit and dissemination of scientific research documents, whether they are published or not. The documents may come from teaching and research institutions in France or abroad, or from public or private research centers.

L'archive ouverte pluridisciplinaire **HAL**, est destinée au dépôt et à la diffusion de documents scientifiques de niveau recherche, publiés ou non, émanant des établissements d'enseignement et de recherche français ou étrangers, des laboratoires publics ou privés.

RESEARCH

On a greedy approach for genome scaffolding[1]

Tom Davot[1*], Annie Chateau[1,2], Rohan Fossé[3], Rodolphe Giroudeau[1] and Mathias Weller[4]

*Correspondence:
tom.davot@lirmm.fr
[1]LIRMM, Univ Montpellier, Montpellier, France
Full list of author information is available at the end of the article

Abstract

Background: Scaffolding is a bioinformatics problem aimed at completing the contig assembly process by determining the relative position and orientation of these contigs. It can be seen as a paths and cycles cover problem of a particular graph called the "scaffold graph".

Results: We provide some NP-hardness and inapproximability results on this problem. We also adapt a greedy approximation algorithm on complete graphs so that it works on a special class aiming to be close to real instances. The described algorithm is the first polynomial-time approximation algorithm designed for this problem on non-complete graphs.

Conclusion: Tests on a set of simulated instances show that our algorithm provides better results than the version on complete graphs.

Keywords: Genome scaffolding; Complexity; Approximation; Dynamic programming; Poly-APX-hardness

1 Background

Motivation. In this paper, we focus on a bioinformatic problem occurring in the production of genomes. Genomes are usually obtained by sequencing. Sequencing produces an important amount of small sequences of nucleotides called *reads*. Herein, the lengths range from hundreds to tens of thousands of characters, depending on the sequencing technology. As a rule of thumb, shorter reads, produced for example by second generation sequencing (Illumina) have a higher quality (contain less read-errors) than long reads produced by third generation sequencing technologies (PacBio or Oxford Nanopore) [1]. The *assembly* process exploits overlaps between reads to reconstruct the targeted sequence. However, this is complicated by repeated parts in real-world genomes. Assembly algorithms cannot uniquely infer the original genome if it contains such repeated regions (the longer the repeated region with respect to the read length, the harder it is to infer the original genome). To avoid misassembly, such algorithms reconstruct only parts of the genome which is then returned as set of "contiguous regions" (or *contigs*). A thus fragmented genome is not ideal for further processing, and one would like to have as few contigs as possible while avoiding misassembly. A way to approach this are hybrid strategies using both long and short reads [2]. However, many genomes comprising current databases have been assembled before the development of third generation sequencing, preventing such hybrid strategies. One way to reduce the fragmentation of genomes in these databases while avoiding costly re-sequencing, is the exploitation of "meta-information" about the available reads.

[1]Preprint version.

The final authentificated version is available online at https://doi.org/10.1186/s13015-022-00223-x

Genome Scaffolding In second generation sequencing, short reads come in pairs, indicating that a fragment of the DNA molecule exists whose ends correspond to the two reads of a pair. In particular, the total length of said fragment is known approximately. This pairing information can be used to infer the order (and orientation) of the given contigs on the chromosome, thus completing the genome (modulo possible gaps between the contigs). The mathematical problem modeling this inference, called Scaffolding, is made complicated by possible inconsistencies in the pairing information. See [3] for a recent overview of models, variants, and methods in this context.

The problem we study here is an optimization problem in a special graph called *scaffold graph*. The present formulation use both pairing information and some genomic structural constraints, like a fixed number of linear and circular chromosomes. In [4], we presented preliminary results about the complexity of this problem and a first polynomial-time approximation on complete graphs. Those results were extended and completed by another polynomial-time algorithm [5] and by a randomized approach [6]. We also explored exact algorithms [7], and studied some sparse special cases of scaffold graphs [8]. The contribution of the present paper is a continuation of published works [9, 10], where special classes of graphs have been studied (from sparse to very dense). Since real instances are usually sparse but contain some dense regions, due to abundance of repeats [11], we are interested in graphs built from cliques that are separated by bridges (*i.e.* edges whose removal disconnects the graph). The main contribution is the extension of the approximation algorithm on complete graphs of Chateau and Giroudeau [5] to a particular class called "connected cluster graph". Ultimately, the objective is to adapt the algorithm to sparse classes of graphs. To keep the approximation algorithm in polynomial time, one condition is that the decision problem of the scaffolding must be solvable in polynomial time. We propose a negative result, (*i.e.* it is $\mathcal{NP}$-complete) for a particular sparse graph class. Finally, since the presented approximation has a polynomial approximation ratio in some particular cases, we show that the scaffolding problem can not be approximed with a ratio better than a polynomial function in such cases.

Organization of the paper. The next section is devoted to notations and the description of the scaffold problem. In Section 4, we show a $\mathcal{NP}$-hardness results for sparse scaffolding graphs. In Section 5, we address inapproximability. Section 6 is devoted to a greedy algorithm for a special class of graph called connected cluster graph. Finally, we provide experimental results for the greedy algorithm.

2 Notation and Problem Description

Graph Definitions. For a graph G, we denote by $V(G)$ and $E(G)$ the set of vertices and edges of G, respectively. Let u be a vertex of G, the *degree* $d(u)$ of u is the number of edges incident with u. The *girth* $g(G)$ of G is the length of the smallest cycle of G. A graph is *bipartite* if its vertices can be partitioned into two sets of non-adjacent vertices. A graph is *planar* if it can be drawn in the two-dimensional plane without crossing edges.

A matching $M^* \subseteq E(G)$ of G is a set of non-adjacent edges. M^* is called *perfect* if it touches all vertices of G. For a vertex u, we let $M^*(u)$ denote the unique vertex v (if it exists) such that $uv \in M^*$. In a scaffold graph, vertices represent extremities

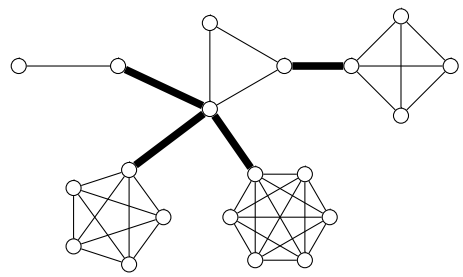

Figure 1: Example of a connected cluster graph. The bridge edges are bold.

of contigs. Given a matching M^*, the matching edges represent contigs and edges outside the matching represent possible contiguity relationship between contigs. The confidence that two contigs (more precisely, contig-extremities) occur consecutively in the genomic sequence is represented by a weight on edges outside the matching. An *alternating path* (resp. *alternating cycle*) is a path (resp. cycle) such that its edges alternatingly belong to M^* or not. The extremal edges of an alternating path must be in M^*.

A *clique* of G is a set of vertices such that all vertices are adjacent. A *bridge* (resp. *cut vertex*) of G is an edge (resp. vertex) such that its deletion increases by one the number of connected components of G. In Section 6, we study a particular class of graph called connected cluster graph, defined as follows.

Definition 1 *A* connected cluster graph *G is a graph that admits a decomposition of its edges $E(G) = E' \cup B$ such that the subgraph induced by E' is a disjoint union of cliques and each edge $e \in B$ is a bridge of G.*

An example of a connected cluster graph is given in Figure 1.

Scaffolding problem. A *scaffold graph* (G^*, M^*, ω) is a simple, loopless graph G^* with a perfect matching M^* and a weight function ω on the non-matching edges. The matching M^* represents the set of contigs and for an edge uv, $\omega(uv)$ indicates the confidence that the contig extremity v follows the contig extremity u in the genomic sequence.[2] The *alternating girth* of a scaffold graph denoted by $g^*(G^*)$ is the number of matching edges in the smallest alternating cycle of (G^*, M^*, ω). In this paper, we study a decision and optimization version of scaffolding, defined as follows.

Scaffolding (SCA)
Input: A scaffold graph (G^*, M^*, ω) and integers σ_p, σ_c.
Question: Does (G^*, M^*) contain a collection of σ_p alternating paths and σ_c alternating cycles?

Max Scaffolding (MaxSCA)
Input: A scaffold graph (G^*, M^*, ω) and integers σ_p, σ_c.
Task: Find a collection S of σ_p alternating paths and σ_c alternating cycles maximizing $\sum_{e \in S \setminus M^*} \omega(e)$

[2]Note that v follows u in the genomic sequence if and only if u follows v in its reverse complement. Therefore, scaffolds are modeled as undirected graphs in this work.

Algorithm 1: Approximation algorithm for Max Scaffolding Problem.

Data: A scaffold graph (G^*, M^*, ω), two integers σ_p and σ_c.
Result: A collection of σ_p alternating paths and σ_c alternating cycles or "False" if no such collection exists.

```
// Initialization step
S ← M*;
E ← E \ M*;
sort E by decreasing order of weight;
if not Feasibility((G*, M*), S, σp, σc) then return False;
// Main loop
while E ≠ ∅ do
    e ← first element in the ordered-list E;
    E ← E \ e;
    if Feasibility((G*, M*), S ∪ {e}, σp, σc) then
        R ← set of edges of E incident to e;
        S ← S ∪ {e};
        E ← E \ R;
return S;
```

The two integers σ_p and σ_c are used to model restrictions on the sought genomic structure by representing the number of linear and circular chromosomes, respectively. Let S be a collection of p alternating paths and c alternating cycles. We call the number $p + c$ the *cardinality* of S and, we let $\sigma_p(S) := p$ and $\sigma_c(S) := c$.

3 Greedy algorithm

The main contribution of this paper is an extension of a known polynomial-time 3-approximation [5] to connected cluster graphs. Whereas the original algorithm was developed to work in complete graphs, it can be adapted for the general case, as shown in Algorithm 1. The idea of this greedy algorithm is to consider each non-matching edge in decreasing order of weight and add it into a partial solution, if possible. The key instruction is the feasibility function: given a partial solution S and an edge e, this function indicates whether $S \cup e$ can still be extended into a collection of σ_c alternating cycles and σ_p alternating paths in (G^*, M^*).

Proposition 1 *Let f be a feasibility function with time complexity $\mathcal{O}(t)$. Algorithm 1 gives an approximate solution for* Max Scaffolding *(if it exists) in $\mathcal{O}(|E(G^*)| \cdot (t + \log |E(G^*)|))$.*

The solution S given in the input of the feasibility function is called *initiating solution*. In general, since Scaffolding is $\mathcal{NP}$-complete, feasibility cannot be decided in polynomial-time, even if $S = \varnothing$ (unless $\mathcal{P} = \mathcal{NP}$). Thus, we focus on restricted classes of graphs. In [5], a constant-time feasibility function was developed for complete graphs, leading to the following result.

Theorem 1 ([5]) *In complete graphs, Algorithm 1 gives a solution with an approximation factor of* 3.

In Section 6, we develop a feasibility function for connected cluster graphs and show that Algorithm 1 gives a 5-approximate solution in this case. Notice that, on graph classes containing the $2 \times k$ grids, the worst-case approximation factor of the greedy algorithm cannot be better than polynomial, even if a polynomial-time feasibility function exists (see Figure 2).

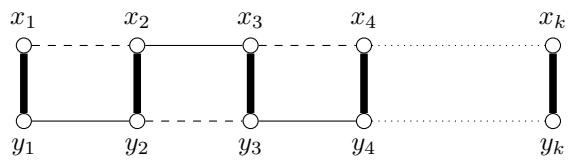

Figure 2: Unbounded ratio of Algorithm 1 in the general case. Let (G^*, M^*, ω) be a $2 \times k$ grid where the perfect matching (bold edges) corresponds to the edges between the two rows. Let $(x_1, \ldots, x_k)$ and $(y_1, \ldots, y_k)$ be the vertices of the first and second row, respectively. We are looking for a solution of Max Scaffolding with $\sigma_c = 0$ and $\sigma_p = 1$. If the algorithm chooses first the edge x_1x_2, then the only feasible solution is $S = \{x_\ell x_\ell \mid \ell \mod 2 = 1\} \cup \{y_\ell y_{\ell+1} \mid \ell \mod 2 = 0\}$ (dashed edges). Suppose that an optimal solution is $S_{opt} = E(G^*) \setminus (M^* \cup S)$ (solid edges). If all edges of S_{opt} and x_1x_2 are valued by one and all edges of $S \setminus \{x_1x_2\}$ are valued by zero, then we have $(k-1) \cdot \omega(S) = \omega(S_{opt})$ which leads to an unbounded ratio.

We conclude this section with a note on real-world instances, which are too sparse to fall into our considered class. However, we can transform them by adding some non-matching edges with weight zero. This technique was used to run the feasibility function for complete graphs on simulated instances [5] and the computed solution was close to the optimal. One of the reasons we develop a feasibility function for connected cluster graphs is that we conjecture that using a feasibility function for a graph class that is closer to the original instance (edge-deletion distance from the class) provides better approximation in practice, even though the theoretical approximation factor of the algorithm becomes worse. We test this hypothesis in Section 8.

4 Computational Hardness

Like said in the previous section, when using the greedy algorithm on a real instance, we must complete the original instance by adding non-matching edges with weight zero. To minimize the number of added edges, the solution is to adapt the greedy algorithm to a sparse class of graphs. In order to do that, Scaffolding must be solvable in polynomial time in this particular class since otherwise, the feasibility function can not be run in polynomial time. In this section, we show that Scaffolding is $\mathcal{NP}$-hard for the particular class of graphs where $|M^*| = 2\sigma_c + \sigma_p$. That is, we show that the greedy algorithm can not be executed in polynomial time in this special case. In such instance, any feasible solution S contains only alternating paths of length one and alternating cycles of length four (i.e. the smallest possible elements). While Scaffolding is polynomial in this case [5], a natural extension would be to consider slightly longer alternating paths and alternating cycles. Unfortunately however, it turns out that deciding whether (G^*, M^*) contains a collection with alternating paths of length one and alternating cycles of length six is already $\mathcal{NP}$-complete. In order to show this, we focus on the value of the alternating girth of the scaffold graph. Indeed, in a solution of Scaffolding with $g^*(G^*) \cdot \sigma_c + \sigma_p$ edges, each alternating path consists of exactly one matching edge and each alternating cycle is an alternating girth. We show that finding such a solution is $\mathcal{NP}$-complete, even if $g^*(G^*) = 3$, by reducing Independent Set to it.

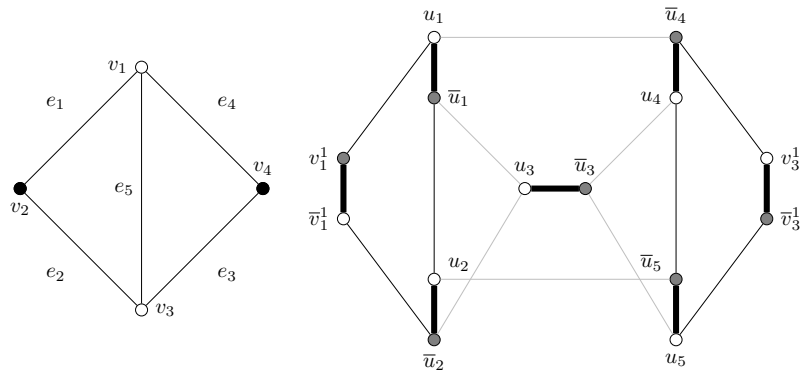

Figure 3: Example of a scaffold graph produced by Construction 1. **Left:** input graph with an independent set of size two given by the black vertices. **Right:** output graph with a collection of two alternating cycles and one alternating path in black. A bipartition is given by gray and white vertices. An example of a vertex-cycle is $C_{v_1} = \{\overline{v}_1^1, v_1^1, \overline{u}_1, u_1, \overline{u}_2, u_2\}$. It is possible to turn this graph into a planar graph by replacing the edges $\{u_3\overline{u}_2, u_2\overline{u_3}, u_5\overline{u}_3\}$ with $\{u_3u_2, u_5\overline{u_2}, \overline{u}_5\overline{u}_3\}$.

Independent Set (IS)
Input: a graph G and an integer k.
Question: Is there a set $I \subseteq V(G)$ of k non-adjacent vertices?

IS is $\mathcal{NP}$-complete in general graphs. In order to build our reduction, we need G to be subcubic and triangle-free (i.e. $\Delta(G) \leq 3$ and $g(G) > 3$). Note that Lozin et Milanič [12] showed that Independent Set remains $\mathcal{NP}$-complete in $\mathcal{F}$-free planar subcubic graphs if $\mathcal{F}$ does not contain a tree with exactly three leaves. By choosing $\mathcal{F} := \{C_3\}$ (where C_3 is the cycle on three vertices), we obtain the desired $\mathcal{NP}$-completeness. Our reduction uses the following construction.

Construction 1 (see Figure 3) *Given a subcubic, triangle-free graph G, construct a scaffold graph (G^*, M^*, ω) as follows:*

- *for each edge $e_i \in E(G)$, construct a matching edge $u_i\overline{u}_i$, and*
- *for each vertex $v_t \in V(G)$, introduce the matching edges $\{u_t^j\overline{u}_t^j \mid j \leq 3 - deg(v_t)\} =: E_t$ and construct an alternating 6-cycle C_t on the vertices $E_t \cup \{u_i\overline{u}_i \mid v_t \in e_i\}$ such that no two u (or $\overline{u}$) vertices are adjacent.*

The alternating cycles C_i are called *vertex-cycles*. A bipartition is given by the u- and $\overline{u}$-vertices. Note that, if G is planar, it is also possible to construct a planar graph (which may no longer be bipartite). To show hardness of Scaffolding when $|M^*| = g^*(G^*) \cdot \sigma_c + \sigma_p$, we use the following properties of graphs resulting from Construction 1.

Lemma 1 *Let G be a subcubic triangle-free graph and let (G^*, M^*, ω) be its scaffold graph produced by Construction 1. Let S be a collection of $\sigma_c = k$ alternating cycles and $\sigma_p = |M^*| - 3k$ alternating paths. Then,*
(a) $g^*(G^*) = 3$,
(b) every alternating cycle in S is a vertex-cycle, and

(c) let C_t and $C_{t'}$ be vertex-cycles in S, the vertices v_t and $v_{t'}$ are not adjacent in G.

Proof (a) By construction, each vertex-cycle contains exactly three matching edges and, thus, $g^*(G^*) \leq 3$. Suppose there is an alternating cycle containing exactly two matching edges e and e'. Let C_t be a vertex-cycle containing e. Since C_t has length six, there is another vertex-cycle $C_{t'} \neq C_t$ that contains e'. Indeed, e and e' are both in C_t and $C_{t'}$ since, otherwise, their extremities cannot be adjacent. By construction, there are two edges e_i and e_j in G that are incident to both v_t and $v_{t'}$, contradicting G being simple. Hence, there is no alternating cycle with two matching edges and $g^*(G^*) = 3$.

(b) Let C be an alternating cycle in S. By Lemma 1(a), $|M^*| = g^*(G^*) \cdot \sigma_c + \sigma_p$, implying that C has length six. Let $u_i\overline{u}_i$ be a matching edge of C. If there is a matching edge $v_t^1\overline{v}_t^1 \in C$ then, by construction, the third matching edge of C is either $v_t^2\overline{v}_t^2$ (if $deg(v_t) = 1$) or $u_j\overline{u}_j$ (where $v_t \in e_j$ in G). Thus, C is the vertex-cycle C_t. Suppose there is no matching edge $v_t^1\overline{v}_t^1$ in C. For any pair of matching edges $(u_k\overline{u}_k, u_{k'}\overline{u}_{k'})$ of C, e_k and $e_{k'}$ are incident to a same vertex in G. Let $u_i\overline{u_i}, u_j\overline{u_j}$ and $u_k\overline{u_k}$ be the three matching edges of C. Since G is triangle-free, e_i, e_j and e_k are adjacent in G, hence, C is a vertex-cycle.

(c) Let $e_i = v_tv_{t'} \in E(G)$. The matching edge $u_i\overline{u}_i$ is in C_t and $C_{t'}$ and, thus, S cannot contain both C_t and $C_{t'}$.

□

In the proof of correctness, we simulate vertices of the independent set with vertex-cycles. If a solution S contains two vertex cycles C_i and C_j, then v_i and v_j are not adjacent in G. Hence, if a solution S contains k vertex-cycles, then there is an independent set of k vertices in G.

Theorem 2 Scaffolding *is $\mathcal{NP}$-complete, even in bipartite (or planar) subcubic scaffold graphs (G^*, M^*, ω) were $|M^*| = g^*(G^*) \cdot \sigma_c + \sigma_p$ and $g^* = 3$.*

Proof Since, clearly, Scaffolding is in $\mathcal{NP}$, it remains to show that Construction 1 is a reduction, that is, G has an independent set of size k if and only if there is a collection of k alternating cycles and $|M^*| - 3k$ alternating paths in (G^*, M^*).

"$\Rightarrow$": Let I be an independent set of size k in G. We build a solution of Scaffolding as follows. For each vertex $v_t \in I$, we construct the vertex-cycle C_t in S.For each remaining matching edge in $M^* \setminus \bigcup_{v_t \in I} C_t$, we construct an alternating path of length one. We obtain a solution S as thought.

"$\Leftarrow$": Let S be a solution in (G^*, M^*) containing k alternating cycles and $|E(G) - k$ alternating paths and let $I := \{v_t | C_t \in S\}$. By Lemma 1(b), any alternating cycle of S is a vertex-cycle in (G^*, M^*) and, thus, $|I| = k$. Moreover, by Lemma 1(c), I is independent in G. □

Note that Theorem 2 can be generalized to $g^*(G^*) > 3$ by modifying Construction 1 as follows. First, we build our construction from a graph G with $g(G) > \ell \geq 3$.IS remains $\mathcal{NP}$-complete in such graphs by the result of Lozin and Milanič:it suffices to take $F = \{C_i \mid i \leq \ell\}$, where C_i is the cycle of order i. Then, we increase the length of every vertex-cycle by taking $E_t = \{u_t^j\overline{u}_t^j \mid j \leq 3 + \ell - deg(v_t)\}$ for each $v_t \in V(G)$.

By making these modifications, we construct a scaffold graph with $g^*(G^*) = \ell$ and we preserve properties Lemma 1(b) and Lemma 1(c). This leads to the following result.

Corollary 1 Scaffolding *is $\mathcal{NP}$-complete even in bipartite (or planar) subcubic scaffold graphs (G^*, M^*) were $|M^*| = g^*(G^*) \cdot \sigma_c + \sigma_p$, for all $g^*(G^*) \geq 3$.*

5 Non-Approximability

In this section, we discuss the hardness of approximating Max Scaffolding. Notice that, since Scaffolding is $\mathcal{NP}$-complete, there is no polynomial-time approximation algorithm for Max Scaffolding (unless $\mathcal{P} = \mathcal{NP}$). However, this argument does not hold for graph classes where Scaffolding is in $\mathcal{P}$ (*i.e.* classes for which the feasibility function (and, thus, the greedy algorithm) runs in polynomial time).

We show that, in this case, Max Scaffolding is still Poly-APX-hard, that is, it is not possible to approximate Max Scaffolding within a factor better than a polynomial function in $|V(G^*)| + |E(G^*)|$ (unless $\mathcal{P} = \mathcal{NP}$). Recall that Figure 2 already shows that the greedy algorithm can not approximate Max Scaffolding with a ratio better than a polynomial function. The inapproximability result presented in this section shows that it is the case for any polynomial-time algorithm. In the following, we construct an S-reduction (see [13]) from the optimization version of Independent Set.

Construction 2 (see Figure 4) *Let G be a graph. Then, construct the following scaffold graph (G^*, M^*, ω):*

- *For each $e_i = v_t v_q \in E(G)$, construct a clique $\{u_i^t, \overline{u}_i^t, u_i^q, \overline{u}_i^q, e_i, \overline{e}_i\}$ with $u_i^t\overline{u}_i^t, u_i^q\overline{u}_i^q, e_i\overline{e}_i \in M^*$.*
- *For each $v_t \in V(G)$, construct a cycle $(v_1^t, \overline{v}_1^t, \overline{v}_2^t, v_2^t)$ with $v_1^t\overline{v}_1^t, v_2^t\overline{v}_2^t \in M^*$.*
- *Let $v_t \in V(G)$ and let $\mathcal{A}_t$ be a list of all edges incident with v_t in G. Construct an alternating cycle containing all vertices in $\{v_1^t, \overline{v}_1^t, v_2^t, \overline{v}_2^t\} \cup \{u_i^t, \overline{u}_i^t \mid \forall e_i \in \mathcal{A}_t\}$ as follows:*
  - *For all $k < d(v_t)$, let e_i and e_j be the kth and $k+1^{st}$ edges of $\mathcal{A}_t$, respectively, and add a non-matching edge between $\overline{u}_i^t$ and u_j^t.*
  - *Let e_i and e_j be the first and last edges of $\mathcal{A}_t$, respectively, and add the non-matching edges $v_1^t u_i^t$ and $v_2^t\overline{u}_j^t$.*
- *Each non-matching edge has weight zero, except the edges $v_2^t\overline{e}_j$ which have weight one.*

Let $v_t \in V(G)$. The cycle on $\{v_1^t, \overline{v}_1^t, v_2^t, \overline{v}_2^t\} \cup \{u_i^t, \overline{u}_i^t \mid \exists q\ e_i = v_t v_q \in E(G)\}$ is called the *long vertex-cycle* of v_t and is denoted by $C(v_t)$. Note that a long vertex-cycle has weight one. Now consider the following properties.

Lemma 2 *Let G be a graph and let (G^*, M^*, ω) be the scaffold graph produced by Construction 2. Let S be a collection of $|V(G)| + |E(G)|$ alternating cycles in (G^*, M^*, ω).*

(a) Every non-zero-weight alternating cycle C of S is a long vertex-cycle.

(b) Let $C(v_t)$ and $C(v_q)$ be two long vertex-cycles of S. Then, $v_t v_q \notin E(G)$.

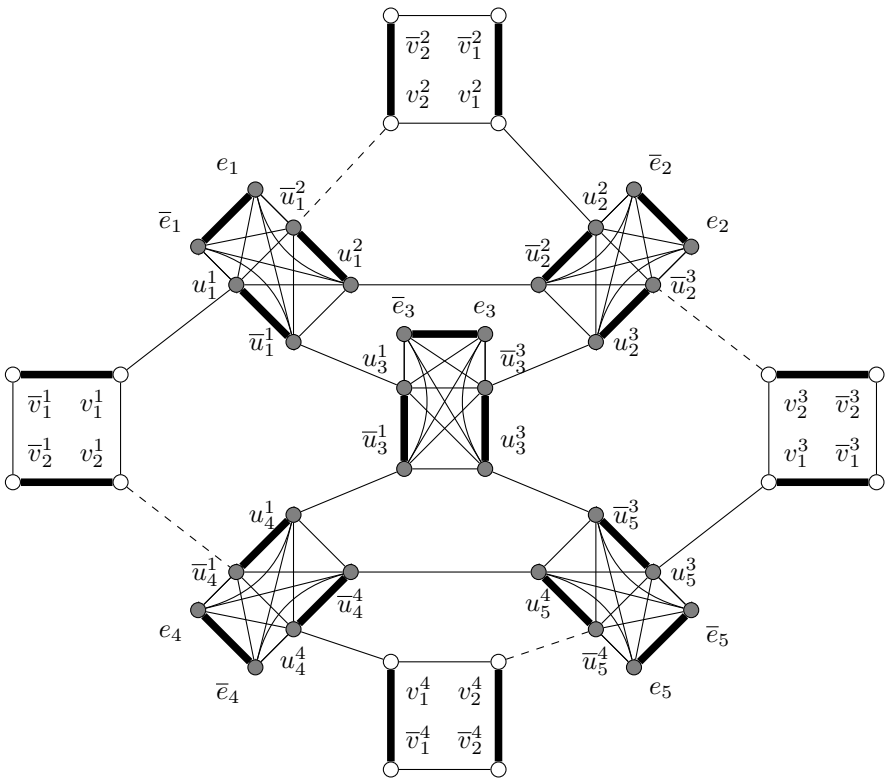

Figure 4: Example of a scaffold graph produced by Construction 2. The input graph is composed by the edges $e_1 = v_1v_2$, $e_2 = v_2v_3$, $e_3 = v_1v_3$, $e_4 = v_1v_4$ and $e_5 = v_3v_4$. Gray vertices in the figure belong to an edge gadget and white vertices belong to a vertex gadget. Matching edges are bold. Solid edges have weight zero and dashed edges have weight one. The long vertex-cycle $C(v_2)$ corresponds to the vertices $\{\overline{v}_1^2, v_1^2, u_2^2, \overline{u}_2^2, u_1^2, \overline{u}_1^2, v_2^2, \overline{v}_2^2\}$.

Proof Note that it is always possible to build a collection of $|V(G)| + |E(G)|$ (weight-0) alternating cycles in (G^*, M^*, ω) by constructing the alternating cycle $\{u_i^t, \overline{u}_i^t, u_i^q, \overline{u}_i^q, e_i, \overline{e}_i\}$ for each edge $e_i = v_tv_q$ of G and the alternating cycle $\{v_1^t, \overline{v}_1^t, v_2^t, \overline{v}_2^t\}$ for each vertex $v_t \in V(G)$.

Claim 1 *Let $v_t \in V(G)$ and $e_i \in E(G)$. Then, no alternating cycle of S contains both $e_i\overline{e}_i$ and $v_1^t\overline{v}_1^t$.*

Proof Towards a contradiction, assume that there is such an alternating cycle C. By pidgeonhole principle, one of the $|V(G) + E(G)|$ alternating cycles in S, say C', avoids both $e_i\overline{e}_i$ and $v_1^t\overline{v}_1^t$ for all $i, t \in \mathbb{N}$. Let $u_i^t\overline{u}_i^t$ be a matching edge of C' for some $e_i = v_tv_q$. Then, C' cannot contain $u_i^q\overline{u}_i^q$ as, otherwise, $e_i\overline{e}_i$ cannot be part of an alteranting cycle in S, implying that S is not a solution. Thus, each matching edge of C' is on the long vertex-cycle $C(v_t)$. Since the graph induced by the vertices of $C(v_t) \setminus v_1^t\overline{v}_1^t$ is a path, it is not possible to construct C'. Hence, we conclude that C does not exist. ■

(a): Let C be a non-zero-weight alternating cycle of S and assume towards a contradiction that C is not a long vertex-cycle. Since C contains a non-zero-weight edge $v_2^t\overline{u}_i^1$, the matching edge $v_2^t\overline{v}_2^t$ is in C. As C is not a long vertex-cycle, there is some $e_i = v_t v_q$ such that C contains both $u_i^t\overline{u}_i^t$ and $u_i^q\overline{u}_i^q$. Thus, either the matching edge $e_i\overline{e}_i$ is in C, contradicting Claim 1, or $e_i\overline{e}_i$ consists of a single-edge alternating path of S, contradicting our choice of S.

(b): Towards a contradiction, assume that S contains $C(v_t)$ and $C(v_q)$ such that $e_i = v_t v_q \in E(G)$. Then, the matching edge $e_i\overline{e}_i$ is a single-edge alternating path of S, contradicting our choice of S. □

We now show the Poly-APX-hardness of Max Scaffolding, even for graph classes for which Scaffolding $\in \mathcal{P}$. Reusing the same idea of Theorem 2, we simulate the vertices of the independent set with long vertex-cycles. If a solution S of Max Scaffolding has weight k, then S contains k long vertex-cycles and, since their related vertices cannot be adjacent, we can construct an independent set with k vertices in G.

Theorem 3 Max Scaffolding *is Poly-APX-hard, even for graph classes for which* Scaffolding $\in \mathcal{P}$.

Proof Let G be an instance of Independent Set and let (G^*, M^*, ω) be the scaffold graph produced by Construction 2. Let $\mathcal{S}$ be the set of all collections of $\sigma_p = 0$ alternating paths and $\sigma_c = |V(G)| + |E(G)|$ alternating cycles in (G^*, M^*, ω). Recall that Independent Set is Poly-APX-complete for general graphs [14]. We show that G has a size-k independent set if and only if $\mathcal{S}$ contains a solution S of score k.

"$\Rightarrow$": Let I be an independent set of size k in G. We construct a solution $S \in \mathcal{S}$ as follows. First, for each $v_t \in I$, construct the alternating cycle $C(v_t)$ in S. Second, for each $v_t \in V(G) \setminus I$, construct the alternating cycle $(v_1^t, \overline{v}_1^t, \overline{v}_2^t, v_2^t)$ in S. Third, for each edge $e_i = v_t v_q$ not incident with a vertex in I, construct the alternating cycle $(u_i^t, \overline{u}_i^t, \overline{u}_i^q, u_i^q, e_i, \overline{e}_i)$ in S. Fourth, for each edge $e_i = v_t v_q$ with $v_t \in I$, (the matching edge $u_i^t\overline{u}_i^t$ is in $C(v_t)$ which is already in S), construct the alternating cycle $(u_i^q, \overline{u}_i^q, e_i, \overline{e}_i)$. Since each long vertex-cycle has weight one, we obtain a solution S with $\omega(S) = k$.

"$\Leftarrow$": Let $S \in \mathcal{S}$ with $\omega(S) = k$. We construct an independent set I by taking all vertices whose long vertex-cycle is in S, that is, $I := \{v_t \mid C(v_t) \in S\}$. Since each long vertex-cycle has weight one, Lemma 2a implies that S contains k long vertex-cycles. Thus, $|I| = k$. Further, by Lemma 2b, I is independent.

Let f be the function corresponding to Construction 2 and let g be a function that computes an independent set in G from a solution in $f(G)$, as described above. Suppose that there is a polynomial-time algorithm A with approximation factor ρ for Max Scaffolding. The approximation factor of $g \circ A \circ f$ is equal to ρ, thus Construction 2 constitutes an S-reduction. Non-approximability results of Independent Set transfer to Max Scaffolding. □

6 Feasibility function for connected cluster graphs

In this section, we present a feasibility function for connected cluster graphs using dynamic programming. For simplicity, we consider in the following scaffold graphs (G^*, M^*, ω) such that G^* is a connected cluster graph and no matching edge is a

bridge. The case were a bridge can be a matching edge is included in the feasibility function for block graph that (see Section 8).

6.1 Definitions

Notice that the structure of a connected cluster graph is close to a tree (that is, collapsing each clique of G^* into a single vertex leads to a tree), so we will use a similar vocabulary: a *rooted* connected cluster graph is a connected cluster graph where a clique r is designated as a *root*. Then, the following notation applies: the *parent* of a clique x is the clique connected to x on the unique x-r-path. A *child* of a clique c is clique of which c is the parent. Any clique without children is called a *leaf*. A vertex v of a clique c is a *door* of c if v is adjacent to a vertex u in a child of c. In that case, for simplicity, we say that the clique containing u is a child of v. The *upper door* of a clique $c \neq r$ is the unique vertex v that is adjacent to a vertex of the parent of c. Let c be a clique of G^* and let S be a partial solution in G^*. Let S' be the intersection of S and c, an *alternating element* of c is either an alternating cycle of S' or an alternating path of S'. Notice that an alternating path of S can be decomposed into several alternating elements if it belongs to several cliques. Let e be the alternating element containing the upper door of c. The *subclique* c' of c is the subgraph containing every vertex of c that does not belong to e. Formally, $c' = G^*[V(c) \setminus V(e)]$. We use the tree-structure to develop a bottom-up algorithm, that is, we construct and assemble some partial solutions from the leaves to the root. We define some operations to combine this partial solutions.

Operations. Let G_1 and G_2 be two edge-disjoint subgraphs. We can build a solution in the graph induced by $V(G_1) \cup V(G_2)$ from a solution in G_1 and a solution in G_2, using four operations.

Definition 2 *Let G_1 and G_2 be edge-disjoint subgraphs of G^*. Let S_1 and S_2 be solutions of G_1 and G_2, respectively. Let S be a solution of $G^*[V(G_1) \cup V(G_2)]$. S is a* composition *of S_1 and S_2 if S can be obtained from $S_1 \cup S_2$ by at most one of the following operations:*

Merger: *merge an alternating path $(u_1, u_2, \ldots, u_{2t})$ of S_1 with an alternating path $(v_1, v_2, \ldots, v_{2q})$ of S_2 by adding the non-matching edge $u_{2t}v_1$.*

Closing: *close an alternating path $(u_1, u_2, \ldots, u_{2t})$ of S_1 and an alternating path $(v_1, v_2, \ldots, v_{2q})$ of S_2 into an alternating cycle by adding the non-matching edges $u_{2t}v_1$ and $v_{2q}u_1$.*

Absorption: *replace a non-matching edge $v_{2i}v_{2i+1}$ of an alteranting path in S_2 with an alternating path $(u_1, u_2, \ldots, u_{2t}$ of S_1 by removing $v_{2i}v_{2i+1}$ and adding the non-matching edges $v_{2i}u_1$ and $u_{2t}v_{2i+1}$. We call $v_{2i}v_{2i+1}$* absorbent.

Finally, if no operation is necessary to obtain S from $S_1 \cup S_2$, we say that S is obtained by ***juxtaposition****.*

Note that all presented operations add only edges of $E(G^*) \setminus (E(G_1) \cup E(G_2))$. Note further that not all compositions of two solutions are guaranteed to exist for a pair S_1 and S_2. In the algorithm, we manipulate sets of solutions: we can create a new set of solutions from two sets of solution if all pairs of solutions of the two input sets are used in the resulting set.

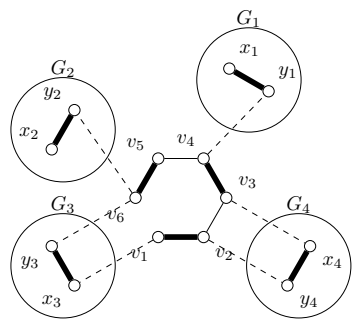

Figure 5: The solution S is composed of a single alternating path $\{v_1, \ldots, v_6\}$. S is closeable by subgraph $G_3 = \{x_3, y_3\}$: we can close the alternating path of S into an alternating cycle by adding the edges v_1x_3, x_3y_3 and y_3v_6. S is extensible by subgraph $G_2 = \{x_2, y_2\}$: we can extend the alternating path of S by adding the edges v_6y_2 and y_2x_2 without changing the number of paths in S. S is absorbent to $G_4 = \{x_4, y_4\}$: we can replace the edge v_2v_3 of S by the edges v_2y_4, y_4x_4 and x_4v_3 without changing the number of paths in S. S is frozen to $G_1 = \{x_1, y_1\}$.

Definition 3 *Let G_1 and G_2 be two edge-disjoint subgraphs of G^* and let $\mathcal{S}_1$ and $\mathcal{S}_2$ be sets of solutions of subgraphs G_1 and G_2, respectively. Let op be one the operation described in Definition 2. Then, we call the set $\mathcal{S} = \{op(S_1, S_2) \mid \forall S_1 \in \mathcal{S}_1 \wedge \forall S_2 \in \mathcal{S}_2\}$ the* complete composition *of $\mathcal{S}_1$ and $\mathcal{S}_2$.*

To ensure the possibility of building a complete composition from two sets of solutions, it is useful to characterize a solution according to the operations we can perform on it.

Definition 4 *Let G and G' be two edge-disjoint subgraphs of G^* and let S be a feasible solution of* Scaffolding *for (G, M^*, ω).*

1. *S is* closeable *if S contains an alternating path $(u_1, u_2 \ldots, u_{2t})$ and G' contains an alternating path $(v_1, v_2, \ldots, v_{2q})$ such that $u_{2t}v_1$ and $v_{2q}u_1$ are edges of $E(G^* \setminus M^*$.*
2. *S is* extensible *by G' if S contains a vertex v such that v is an extremity of an alternating path and v has a neighbor in G' .*
3. *S is* frozen *to G' if S is not extensible.*
4. *S is* absorbent *to G' if S contains an alternating path $(u_1, u_2, \ldots, u_{2t})$ and G' contains an alternating path with extremities v and w such that $vu_{2i}, wu_{2i+1} \in E(G^*) \setminus M^*$ for some $i < t$. Note that an absorbent solution can also be closeable, alternating or frozen.*

When omitted, G' defaults to $G^* - V(G)$.

Note that all closeable solutions are also extensible. If a solution S is closeable by a subgraph G', then we can close an alternating path of S into an alternating cycle by adding some edges of G'. If a solution S is extensible by a subgraph G', then we can add some edges of G' in an extremity of an alternating path of S without changing the cardinality of the solution. Finally, if a solution S is absorbent to a subgraph G', then we can replace an absorbent edge of S by a path of length three without changing the cardinality of S. An example of the different operations of Definition 4 is given in Figure 5.

Semantics. Since the number of possible solutions can be exponential, we just store the possible cardinalities in the table entries, which is sufficient to answer the question of feasibility. Recall that, if $X, Y \subseteq \mathbb{N}$ are two sets of integers, then the sum of X and Y is defined as $X + Y = \{x + y \mid x \in X, y \in Y\}$. Note that $X + \varnothing = \varnothing$. In the following, we call an integer j *eligible* with respect to a set $\mathcal{S}$ of solutions and an integer i if there is a solution $S \in \mathcal{S}$ containing i alternating cycles and j alternating paths. Then, our dynamic programming table has the following semantics.

Definition 5 (Semantics) *Let $\mathcal{S}$ be a set of solutions and let $i \in \mathbb{N}$. A table entry $[\mathcal{S}, i]$ is the set of all integers eligible with respect to $\mathcal{S}$ and i. More formally, letting $X_i = \{S \mid S \in \mathcal{S} \wedge \sigma_c(S) = i\}$, we define $[\mathcal{S}, i] = \{\sigma_p(S) \mid S \in X_i\}$.*

Let us highlight three particular values of $[\mathcal{S}, i]$. For $\mathcal{S} = \{\varnothing\}$, we have $[\{\varnothing\}, 0] = \{0\}$ and, for each $i > 0$, we have $[\{\varnothing\}, i] = \varnothing$. For an alternating path p, we have $[\{p\}, 0] = \{1\}$ and $[\{p\}, i] = \varnothing$ for each $i > 0$. Finally, for an alternating cycle c, we have $[\{c\}, 1] = \{0\}$ and $[\{c\}, i] = \varnothing$ for each $i \neq 1$. For brevity, we let $[\mathcal{S}]$ denote the vector $([\mathcal{S}, 0], \ldots, [\mathcal{S}, \sigma_c])$ and, for any operator $\diamond$ and any sets $\mathcal{S}_1$ and $\mathcal{S}_2$ of solutions, we define $[\mathcal{S}_1] \diamond [\mathcal{S}_2]$ as component-wise $\diamond$, that is, $[\mathcal{S}_1, i] \diamond [\mathcal{S}_2, i]$ for each $i \in [0, \sigma_c]$.

Lemma 3 *Let G_1 and G_2 be two vertex-disjoint subgraphs of G^* and let $\mathcal{S}_1$ and $\mathcal{S}_2$ be sets of solutions of G_1 and G_2, respectively. Let $\mathcal{S}$ be a set of solutions of $G^*[V(G_1) \cup V(G_2)]$ such that $\mathcal{S}$ is a complete composition of $\mathcal{S}_1$ and $\mathcal{S}_2$.*

1. *If $\mathcal{S}$ is the set of solutions composed with a merger operation, then $[\mathcal{S}, k] = \bigcup_{i+j=k}([\mathcal{S}_1, i] + [\mathcal{S}_2, j] + \{-1\})$.*
2. *If $\mathcal{S}$ is the set of solutions composed with a closing operation, then $[\mathcal{S}, k] = \bigcup_{i+j+1=k}([\mathcal{S}_1, i] + [\mathcal{S}_2, j] + \{-2\})$.*
3. *If $\mathcal{S}$ is the set of solutions composed with an absorption operation, then $[\mathcal{S}, k] = \bigcup_{i+j=k}([\mathcal{S}_1, i] + [\mathcal{S}_2, j] + \{-1\})$.*
4. *If $\mathcal{S}$ is the set of solutions composed with a juxtaposition operation, then $[\mathcal{S}, k] = \bigcup_{i+j=k}([\mathcal{S}_1, i] + [\mathcal{S}_2, j])$.*

Proof Let $S \in \mathcal{S}$ and let S_1 and S_2 denote the solutions of $\mathcal{S}_1$ and $\mathcal{S}_2$, respectively, such that S is composed by S_1 and S_2. Then,

1 since S_1 and S_2 have a common alternating path in S, we have $\sigma_p(S) = \sigma_p(S_1) + \sigma_p(S_2) - 1$ and since no cycle is formed, $\sigma_c(S) = \sigma_c(S_1) + \sigma_c(S_2)$. Thus, since $\mathcal{S}$ is a complete composition of $\mathcal{S}_1$ and $\mathcal{S}_2$, we have $[\mathcal{S}, k] = \bigcup_{i+j=k}([\mathcal{S}_1, i] + [\mathcal{S}_2, j] + \{-1\})$.

2 since one path of S_1 and one path of S_2 are closed into a single alternating cycle, we have $\sigma_p(S) = \sigma_p(S_1) + \sigma_p(S_2) - 2$ and $\sigma_c(S) = \sigma_c(S_1) + \sigma_c(S_2) + 1$. Thus, since $\mathcal{S}$ is a complete composition of $\mathcal{S}_1$ and $\mathcal{S}_\in$, we have $[\mathcal{S}, k] = \bigcup_{i+j=k}([\mathcal{S}_1, i] + [\mathcal{S}_2, j] + \{-2\})$.

3 since S_1 has an alternating path that is "absorbed" into a connected component of S_2, we have $\sigma_p(S) = \sigma_p(S_1) + \sigma_p(S_2) - 1$ and since no cycle is formed, $\sigma_c(S) = \sigma_c(S_1) + \sigma_c(S_2)$. Thus, since $\mathcal{S}$ is a complete composition of $\mathcal{S}_1$ and $\mathcal{S}_\in$, we have $[\mathcal{S}, k] = \bigcup_{i+j=k}([\mathcal{S}_1, i] + [\mathcal{S}_2, j] + \{-1\})$.

4 since all paths and cycles of S_1 and S_2 are present in S, we have $\sigma_p(S) = \sigma_p(S_1) + \sigma_p(S_2) - 1$ and since no cycle is formed, $\sigma_c(S) = \sigma_c(S_1) + \sigma_c(S_2)$. Thus, since $\mathcal{S}$ is a complete composition of $\mathcal{S}_1$ and $\mathcal{S}_\in$, we have $[\mathcal{S}, k] = \bigcup_{i+j=k}([\mathcal{S}_1, i] + [\mathcal{S}_2, j])$. □

We use Lemma 3 to define the four functions *juxtapose*, $merge_t$, *absorb*, and $close_t$, which provide table entries for complete compositions "composed" with a juxtaposition, merge, absorption or closing operation, respectively. Although Lemma 3 is defined for two sets, we use a generalized version which can take as parameters more than two sets. The functions $merge_t$ and $close_t$ have a parameter t that indicates the number of paths merged or closed during the operation. For example, if we have three sets S_1, S_2, and S_3 and if it is possible to construct a single alternating path in the resulting composition by taking one alternating path in each set, then we use the function $merge_3(\{S_1\}, \{S_2\}, \{S_3\})$. Note that the parameter t can be different from the number of sets. In addition, it is sometimes possible to close a single alternating path into an alternating cycle and, in that case, the function $close_1$ is used. The four functions are defined in Algorithm 2, Algorithm 3 and Algorithm 4. However, we must ensure that the associated operation is feasible before using one these functions.

Algorithm 2: *juxtapose*

Data: $\mathcal{S}^1 = \{\mathcal{S}^1_1, \mathcal{S}^1_2, \dots\}, \dots, \mathcal{S}^k = \{\mathcal{S}^k_1, \mathcal{S}^k_2, \dots\}$: sets of sets of solutions.

```
if k = 0 then
    [S] ← 0;
[I] ← juxtapose(S^2, ..., S^k);
forall i ∈ [0, σ_c] do
    forall j ∈ [0, σ_c − i] do
        [S, i + j] ← [S, i] + ⋃_{S∈S^1} [S, j]
return [S]
```

Algorithm 3: $merge_t$ *or absorb*

Data: $\mathcal{S}^1 = \{\mathcal{S}^1_1, \mathcal{S}^1_2, \dots\}, \dots, \mathcal{S}^k = \{\mathcal{S}^k_1, \mathcal{S}^k_2, \dots\}$: sets of sets of solutions, t: number of paths to merge ($t = 2$ in the absorb function).

```
forall i ∈ [0, σ_c] do
    forall j ∈ [0, σ_c − i] do
        [S, i + j] ← ⋃_{S∈S^1} [S, i] + ⋃_{S'∈S^2} [S', j] + {−(t − 1)}
if k ≠ 2 then
    [S] ← juxtapose(S, S^3, ..., S^k);
return [S]
```

In the algorithm, we traverse four different types of subgraphs defined as follows.

- Let $v \in V(G^*)$, let $child(v)$ be the set of children of v in G^* (possibly empty). Then, $G^*(v)$ denotes the subgrah of G^* that is induced by v and every branch linked to v.Formally, $G^*(v) := G^*[\{v\} \cup \bigcup_{x \in child(v)} V(G^*(x))]$.
- Let e be an alternating element. Then, $G^*(e)$ denotes the subgraph of G^* that is induced by e and all children of its vertices. Formally, $G^*(e) = G^*[\bigcup_{v \in e} V(G^*(v))]$.

Algorithm 4: $close_t$

Data: $\mathcal{S}^1 = \{\mathcal{S}^1_1, \mathcal{S}^1_2, \dots\}, \dots, \mathcal{S}^k = \{\mathcal{S}^k_1, \mathcal{S}^k_2, \dots\}$: sets of sets of solutions, t: number of paths to close.

forall $i \in [0, \sigma_c]$ **do**
  forall $j \in [0, \sigma_c - i]$ **do**
    $[\mathcal{S}, i + j + 1] \leftarrow \bigcup_{S \in \mathcal{S}^1} [S, i] + \bigcup_{S' \in \mathcal{S}^2} [S', j] + \{-t\}$
if $k \neq 2$ **then**
  $[\mathcal{S}] \leftarrow juxtapose(\mathcal{S}, \mathcal{S}^3, \dots, \mathcal{S}^k)$;
return $[\mathcal{S}]$

- Let c be a clique of G^* and let c' be the subclique of c. For all $x \in \{c, c'\}$, the subgraph $G^*(x)$ is the union of x and all children of x. Formally, $G^*(x) = G^*[\bigcup_{e \in M^* \cap \binom{x}{2}} V(G^*(e))]$.

For each traversed subgraph, we use four different sets of solutions distinguishing solutions according to their properties.

Definition 6 *Let S be a partial solution of G^*. Let x be a vertex, a partial path, a subclique or clique of G^* and let S' be a solution of the subgraph $G^*(x)$. Then,*

- $S \in \mathcal{C}(x) \Leftrightarrow S'$ *is closeable and* $S \cap E(G^*(x)) \subseteq S'$.
- $S \in \mathcal{E}(x) \Leftrightarrow S \notin \mathcal{C}(x)$ *and* S *is extensible and* $S \cap E(G^*(x)) \subseteq S'$.
- $S \in \mathcal{A}(x) \Leftrightarrow S$ *is frozen and absorbent and* $S \cap E(G^*(x)) \subseteq S'$.
- $S \in \mathcal{F}(x) \Leftrightarrow S \notin \mathcal{A}(x)$ *and* S *is frozen and* $S \cap E(G^*(x)) \subseteq S'$.

6.2 The Algorithm.

We now present a method to provide the feasibility function needed by Algorithm 1. In the next paragraphs, we describe the algorithms that calculate the table entries for the four types of subgraphs described above.

Vertex. Let $v \in V(G^*)$. We show in this part how to compute the table entries for the sets $\mathcal{F}(v)$ and $\mathcal{E}(v)$. Note that, since the edge between $G^*(v)$ and its parent is a bridge, any solution S' for $G^*(v)$ can have at most one edge incident to v. Thus, the sets $\mathcal{C}(v)$ and $\mathcal{A}(v)$ are empty. If v is not incident to an edge of $S \cap E(G^*(v))$, then we construct the table entries by successively merging the table entries of the children adjacent to v. For that, we use at each step an intermediate graph G_i. Let V_i be the set of the first i children of v. G_i is the subgraph of G^* induced by v and all vertices in V_i. If v is incident with an edge $S \cap E(G^*(v))$, then any solution containing S is in $\mathcal{E}(v)$. An example of solutions computed by Algorithm 5 is depicted in Figure 6.

Lemma 4 *For any vertex v, the values of the table entries provided by Algorithm 5 are correct for the set $\mathcal{F}(v)$ and $\mathcal{E}(v)$.*

Proof First, if there is no child linked to v, then $G^*(v)$ consists of the single vertex v. In that case, the only solution for $G^*(v)$ consists of zero alternating cycles and paths and this solution is frozen. Thus, the initial values given to $[\mathcal{F}(v)]$ and $[\mathcal{E}(v)]$ in the initialization step (i.e. lines 1 to 2) are correct. Assume that table entries returned by *compute_clique* are correct. Let S' be a solution of $G^*(v)$ such that $S \cap E(G^*(v)) \subseteq S'$. We distinguish two cases.

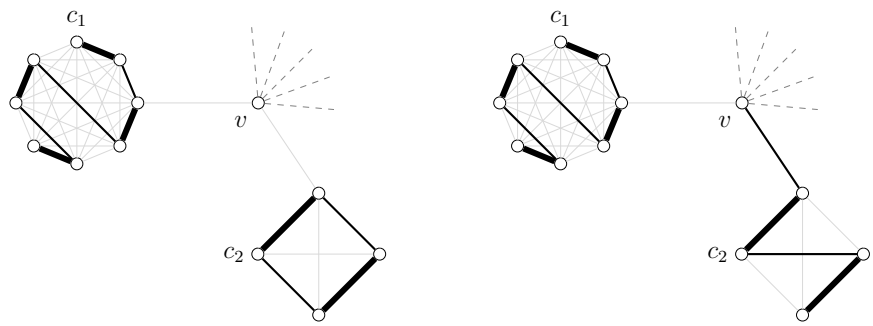

Figure 6: Example of two solutions S_1 (left, frozen) and S_2 (right, extensible) in $G^*(v)$. The cliques c_1 and c_2 are children of $c(v)$. Each of S_1 and S_2 contains two alternating elements (solid black lines). The frozen solution is obtained with the juxtaposition of two frozen solutions in c_1 and c_2. The extensible solution is obtained with the juxtaposition of a frozen solution in c_1 and with the merge between v and an extensible solution in c_2.

Algorithm 5: *compute_vertex*

Data: A scaffold graph (G^*, M^*), a partial solution S and a vertex v.
Output: Table entries $[\mathcal{F}(v)]$ and $[\mathcal{E}(v)]$

1 $[\mathcal{F}(v)] \leftarrow \varnothing$; $[\mathcal{E}(v)] \leftarrow \varnothing$; $[\mathcal{F}(v), 0] \leftarrow \{0\}$;
2 $chil \leftarrow \{c_1, \ldots, c_k\}$: list of children linked to v;
3 **foreach** $c_t \in chil$ **do**
4 $\quad$ $compute_clique(c_t)$;
5 $\quad$ $[\mathcal{F}'] \leftarrow [\overline{\mathcal{F}}(v)]$;
6 $\quad$ $[\mathcal{E}'] \leftarrow [\mathcal{E}(v)]$;
7 $\quad$ **if** $\exists uv \in E(G^*(v)) \cap S$ **then**
8 $\quad\quad$ **if** $u \in c_t$ **then**
9 $\quad\quad\quad$ $[\mathcal{E}(v)] \leftarrow merge_1(\{\mathcal{E}'\}, \{\mathcal{E}(c_t)\})$
10 $\quad\quad$ **else**
11 $\quad\quad\quad$ $[\mathcal{E}(v)] \leftarrow juxtapose(\{\mathcal{E}'\}, \{\mathcal{F}(c_t), \mathcal{E}(c_t)\})$
12 $\quad$ **else**
13 $\quad\quad$ $[\mathcal{F}(v)] \leftarrow juxtapose(\{\mathcal{F}'\}, \{\mathcal{F}(c_t), \mathcal{E}(c_t)\})$
14 $\quad\quad$ $[\mathcal{E}(v)] \leftarrow juxtapose(\{\mathcal{E}'\}, \{\mathcal{F}(c_t), \mathcal{E}(c_t)\})$
$\quad\quad\quad\quad\quad\quad \cup \; merge_1(\{\mathcal{F}'\}, \{\mathcal{E}(c_t)\})$

Case 1: there is an edge $uv \in S \cap E(G^*(v))$. Thus, S' is extensible and is composed by the merge of an extensible solution in $G^*(c_u)$ with uv and the juxtaposition of any solution for each child $c_{u'} \neq c_u$. Hence, lines 9 and 11 are correct.

Case 2: there is no edge $uv \in S \cap E(G^*(v))$. Then, S' is frozen if and only if it does not contain an edge incident to v. As there is no edge uv in any child c_t, S' is composed by juxtaposition of any solution for each child c_t and the assignment in line 13 is correct. If S' is extensible, then there is a unique child c_t of v such that an alternating path from $S' \cap E(G^*(c_t))$ has been expanded to v and, therefore, the solution $S' \cap E(G^*(c_t))$ is extensible. Thus, S' is composed by a merge of a extensible solution of a unique child and the juxtaposition of any solution in other children. Hence, line 14 is correct.

□

Alternating Element. Let c be a clique of G^* and let e be an alternating element of c such that e does not contain the upper door of c. We show in this part how to compute the table entries for the sets $\mathcal{C}(e)$, $\mathcal{F}(e)$ and $\mathcal{E}(e)$. If e is a u-v-path, then

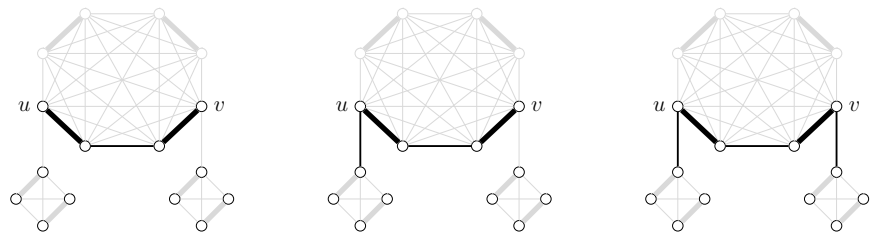

Figure 7: Example of solutions (black edges) in $G^*(e)$ where e is a u-v-path. The left solution is closeable, the center solution is extensible and the right solution is frozen. The closeable solution is obtained by the juxtaposition of e, any solution in $G^*(u)$ and any solution in $G^*(v)$. The extensible solution is obtained by the merge of e with an extensible solution in $G^*(u)$ and the juxtaposition of any solution in $G^*(v)$. The frozen solution is obtained by the merge of e, an extensible solution of $G^*(u)$ and an extensible solution in $G^*(v)$.

the idea is to merge the computed table entries of u and v and juxtapose the frozen solutions of the inner vertices. If e is an alternating cycle, then there is no choice and the only solution containing S is frozen. An example of solutions computed by Algorithm 6 is depicted in Figure 7.

Algorithm 6: compute_alternating_element

Data: A scaffold graph (G^*, M^*), a partial solution S and an alternating element e with vertices $\{v_0, v_1, \ldots, v_k\}$.
Output: Table entries $[\mathcal{F}(e)], [\mathcal{C}(e)]$ and $[\mathcal{E}(e)]$

foreach $v \in e$ **do** *compute_vertex*(v) ;
if *e is an alternating cycle* **then**
  $[\mathcal{F}(e)] \leftarrow juxtapose(\{\{e\}\}, \{\mathcal{F}(v_0)\}, \ldots, \{\mathcal{F}(v_k)\})$;
  $[\mathcal{C}(e)] \leftarrow \varnothing$; $[\mathcal{E}(e)] \leftarrow \varnothing$;
else
  $[\mathcal{I}_e] \leftarrow juxtapose(\{\{e\}\}, \{\mathcal{F}(v_1)\}, \ldots, \{\mathcal{F}(v_{k-1})\})$;
  $[\mathcal{C}(e)] \leftarrow juxtapose(\{\mathcal{F}(v_0)\}, \{\mathcal{F}(v_k)\}, \{\mathcal{I}_e\})$;
  $[\mathcal{F}(e)] \leftarrow merge_3(\{\mathcal{E}(v_0)\}, \{\mathcal{E}_v(v_k)\}, \{\mathcal{I}_e\})$;
  $\cup\ close_1(\{\mathcal{F}(v_0)\}, \{\mathcal{F}(v_k)\}, \{\mathcal{I}_e\})$;
  $[\mathcal{E}(e)] \leftarrow merge_2(\{\mathcal{E}(v_0)\}, \{\mathcal{F}(v_k)\}, \{\mathcal{I}_e\})$;
  $\cup\ merge_2(\{\mathcal{F}(v_0)\}, \{\mathcal{E}(v_k)\}, \{\mathcal{I}_e\})$;

Lemma 5 *For any alternating element e, the values of the table entries provided by Algorithm 6 are correct for the sets $\mathcal{C}(e)$, $\mathcal{F}(e)$ and $\mathcal{E}(e)$.*

Note that the only possibility to obtain an absorbent solution of $G^*(e)$ is when e is a path that is closed into an alternating cycle. However, if an absorption operation is done in the function *compute_subclique*, then the resulting solution can also be obtained by a closing operation with a solution in $\mathcal{C}(e)$. Thus, our dynamic programming will not compute the value of $[\mathcal{A}(e)]$.

Proof Suppose that the values of the table entries provided by the function *compute_vertex* are correct. First note that, for each inner vertex v_t of e, the subsolutions of $G^*(v_t)$ are necessarily frozen, then a solution of $G^*(e)$ contains a juxtaposition of frozen solutions of the inner vertices of e. If e is an alternating cycle, then the only possible solution is obtained by the juxtaposition of frozen solutions of

the inner vertices and the alternating cycle e. Thus, the assignment line 5 is correct. Suppose that e is a partial path. All possible values of the juxtaposition of the frozen solutions of the inner vertices are assigned in the table entry $[\mathcal{I}_e]$.

- A solution S' of $G^*(e)$ is closeable if the degree of the extremities of e are equal to one. Then, the subsolutions of S' in $G^*(v_0)$ and $G^*(v_k)$ are frozen. Thus, the assignment line 7 is correct.
- A solution S' of $G^*(e)$ is frozen if the degree of the extremities of e are equal to two. It is the case if (1) the subsolutions of S' in $G^*(v_0)$ and $G^*(v_k)$ are extensible or (2) the subsolutions of S' in $G^*(v_0)$ and $G^*(v_k)$ are frozen and e is closed into an alternating cycle. Thus, the assignment line 8 is correct.
- A solution S' of $G^*(e)$ is extensible and not closeable if and only if exactly one vertex in $\{v_0, v_k\}$ has degree one. Then, exactly one subsolution of S in $G^*(v_0)$ or $G^*(v_k)$ is extensible. Thus, the assignment line 9 is correct.

□

Subclique. Let c' be a subclique of G^* containing k alternating elements. We show in this part how to compute the table entries for the sets $\mathcal{C}, \mathcal{F}, \mathcal{A}$ and $\mathcal{E}$. The idea is to construct the table entry by merging successively each table entry of the alternating elements of c'. For that, we use at each step an intermediate graph G_t and two intermediate sets $\mathcal{A}_+$ and $\mathcal{E}_+$, defined as follows. Let $L(c') = \{e_1, \ldots, e_k\}$ be a list of alternating elements of c', let $t \leq k$, let $E_t = \{e_1, \ldots, e_t\}$, and let $V_t = \bigcup_{e \in E_t} V(G^*(e))$. Let G_t be the subgraph of G^* induced by V_t. At step t, a solution S' is in $\mathcal{A}_+$ (resp. $\mathcal{E}_+$) if and only if (1) S' is a solution of G_t, (2) S' contains a set $C \neq \varnothing$ of closeable paths and (3) $S \setminus C$ is not extensible (resp. extensible).

Lemma 6 *For any subclique c', the value of the table entries provided by Algorithm 7 are correct for the sets $\mathcal{C}(c'), \mathcal{F}(c'), \mathcal{A}(c')$ and $\mathcal{E}(c')$.*

Proof Assume table entries returned by *compute_alternating_element* are correct. We show by induction that the values calculated in each step t are correct for the graph G_t. First, G_0 is the empty graph and the unique solution is that containing zero alternating cycles and paths and this solution is frozen. Thus, lines 1 to 3 are correct. Now, consider the alternating element e_t and suppose the previously computed values are correct (*i.e.* values stored in $\mathcal{F}', \mathcal{A}', \mathcal{E}', \mathcal{A}'_+$ and $\mathcal{E}'_+$). Let S_1 be a solution in G_{t-1}, let S_2 be a solution in $G^*(e_t)$ and let S' be a composition of S_1 and S_2. We have the following properties:

- if S' is obtained by a juxtaposition, then S_1 is in $\mathcal{F}', \mathcal{A}', \mathcal{E}', \mathcal{A}'_+$ or $\mathcal{E}'_+$ and S_2 is in $\mathcal{C}(e_t), \mathcal{F}(e_t)$ or $\mathcal{E}(e_t)$,
- if S' is obtained by a merge, then S_1 is in $\mathcal{E}', \mathcal{A}'_+$ or $\mathcal{E}'_+$ and S_2 is in $\mathcal{C}(e_t)$ or $\mathcal{E}(e_t)$,
- if S' is obtained with an absorption, then S_1 is in $\mathcal{A}'$ or $\mathcal{A}'_+$ and S_2 is in $\mathcal{C}(e_t)$, and
- if S' is obtained by a closing, then S_1 is in $\mathcal{A}'_+$ or $\mathcal{E}'_+$ and S_2 is in $\mathcal{C}(e_t)$.

Thus, there are 25 complete compositions to consider. If $S_2 \in \mathcal{C}(e_t)$ (resp. $\mathcal{E}(e_t)$) and S' is obtained by a closing (resp. merge), then S' is closeable (resp. extensible) if S_1 contains more than one closeable (resp. extensible) alternating path or absorbent, otherwise. Hence, a complete composition obtained with a closing or a merge is

Algorithm 7: *compute_subclique*

Data: A scaffold graph (G^*, M^*), a partial solution S and a subclique c'.
Output: Table entries $[\mathcal{F}(c')], [\mathcal{E}(c')], [\mathcal{A}(c')]$ and $[\mathcal{F}(c')]$

$[\mathcal{F}(c')] \leftarrow \varnothing$; $[\mathcal{E}(c')] \leftarrow \varnothing$; $[\mathcal{A}(c')] \leftarrow \varnothing$;
$[\mathcal{E}_+] \leftarrow \varnothing$; $[\mathcal{A}_+] \leftarrow \varnothing$;
$[\mathcal{F}(c'), 0] \leftarrow \{0\}$;
$L(c') \leftarrow \{e_1, \ldots, e_k\}$: list of alternating elements of c';
foreach $e_t \in L(c')$ **do**
  $compute_alternating_element(e_t)$;
  $[\mathcal{F}'] \leftarrow [\overline{\mathcal{F}}(c')]$; $[\mathcal{E}'] \leftarrow [\overline{\mathcal{E}}(c')]$; $[\mathcal{A}'] \leftarrow [\mathcal{A}(c')]$;
  $[\mathcal{E}'_+] \leftarrow [\mathcal{E}_+]$; $[\mathcal{A}'_+] \leftarrow [\mathcal{A}_+]$;

$$[\mathcal{F}(c')] \leftarrow juxtapose(\{\mathcal{F}'\}, \{\mathcal{F}(e_t)\}$$

$$\begin{aligned}[\mathcal{A}(c')] \leftarrow\ & juxtapose(\{\mathcal{A}'\}, \{\mathcal{F}(e_t)\}) \\ \cup\ & merge_2(\{\mathcal{E}'\}, \{\mathcal{E}(e_t)\}) \\ \cup\ & absorb(\{\mathcal{A}'\}, \{\mathcal{C}(e_t)\}) \\ \cup\ & close_2(\{\mathcal{A}'_+\}, \{\mathcal{C}(e_t)\})\end{aligned}$$

$$\begin{aligned}[\mathcal{A}_+] \leftarrow\ & juxtapose(\{\mathcal{F}', \mathcal{A}', \mathcal{A}'_+\}, \{\mathcal{C}(e_t)\}) \\ \cup\ & juxtapose(\{\mathcal{A}'_+\}, \{\mathcal{F}(e_t)\}) \\ \cup\ & merge_2(\{\mathcal{E}'_+\}, \{\mathcal{E}(e_t)\}) \\ & merge_2(\{\mathcal{A}'_+\}, \{\mathcal{C}(e_t)\})\end{aligned}$$

$$\begin{aligned}[\mathcal{E}(c')] \leftarrow\ & juxtapose(\{\mathcal{E}'\}, \{\mathcal{F}(e_t), \mathcal{E}(e_t)\}) \\ \cup\ & juxtapose(\{\mathcal{F}', \mathcal{A}'\}, \{\mathcal{E}(e_t)\}) \\ \cup\ & merge_2(\{\mathcal{E}'_+\}, \{\mathcal{E}(e_t)\}) \\ \cup\ & merge_2(\{\mathcal{E}'\}, \{\mathcal{C}(e_t)\}) \\ \cup\ & close_2(\{\mathcal{E}'_+\}, \{\mathcal{C}(e_t)\})\end{aligned}$$

$$\begin{aligned}[\mathcal{E}_+] \leftarrow\ & juxtapose(\{\mathcal{E}'_+\}, \{\mathcal{F}(e_t), \mathcal{E}(e_t), \mathcal{C}(e_t)\}) \\ \cup\ & juxtapose(\{\mathcal{A}'_+\}, \{\mathcal{E}(e_t)\}) \\ \cup\ & juxtapose(\{\mathcal{E}'\}, \{\mathcal{C}(e_t)\})\end{aligned}$$

$$[\mathcal{C}(c')] \leftarrow [\mathcal{A}_+] \cup [\mathcal{E}_+]$$

not included in a unique set among those defined. This problem can be solved by ignoring certain solutions: S' can be ignored if there is another solution in G_t with the same cardinality.

1. Suppose S' is obtained with a closing (resp. merge) and S_1 contains more than one closeable (resp. extensible) alternating path. Let p_1 and p_2 be closeable (resp. extensible) alternating paths of S_1. There is a solution S'_1 similar to S_1 except that p_1 and p_2 have been closed into a cycle (resp. merged into a unique alternating path) during a previous step. We can obtain a solution in G_t with the same cardinality as S' by juxtaposing S'_1 and S_2. Thus, S' can be ignored, and we suppose that a solution obtained with a closing does not contain a closeable alternating path (*i.e.* is not in $\mathcal{A}_+$ or $\mathcal{E}_+$). Likewise, we can suppose a solution obtained with a merge between a solution of $\mathcal{E}' \cup \mathcal{E}'_+$ and a solution of $\mathcal{E}(e_t)$ does not contain an extensible alternating path (*i.e.* is not in $\mathcal{E}(c')$ or $\mathcal{E}_+$).
2. Assume that one of the following conditions is true. (1) $S_1 \in \mathcal{A}'_+, S_2 \in \mathcal{E}(e_t)$ and S' is obtained by a merge, (2) $S_2 \in \mathcal{E}'_+, S_2 \in \mathcal{F}(e_t)$ and S' is obtained by a merge, (3) $S_1 \in \mathcal{A}'_+, S_2 \in \mathcal{F}(e_t)$ and S' is obtained by an absorption. Let p be a closeable alternating path of S_1 that is absorbed or merged in S'. There is a solution S'_1 similar to S_1 except that all non-matching edges of p have been merged or absorbed during previous steps. We can obtain a solution in G_t with the same cardinality as S' by juxtaposing S'_1 and S_2. Thus, S' can be ignored. Figure 8 shows an example of case (3).

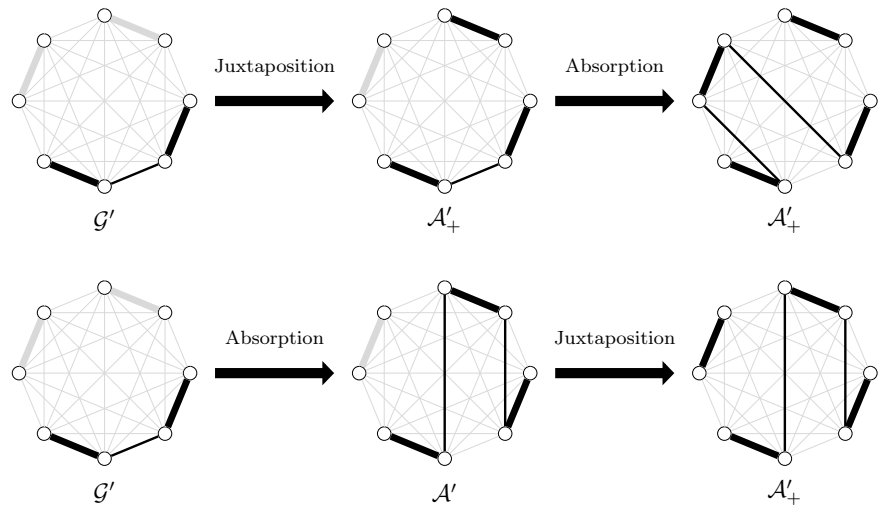

Figure 8: Example of a case ignored by the algorithm. At the top, the solution is obtained after juxtaposing a closeable alternating path p_1 and absorbing a closeable alternating path p_2. The intermediate solution is in the set $\mathcal{A}'_+$ during the second step. Below, a solution of the same cardinality is obtained after absorbing p_1 and juxtaposing p_2 and in this case, the intermediate solution is in $\mathcal{A}'$. The upper solution is not considered by the algorithm because the bottom solution has the same cardinality.

The second item allows us to ignore three complete compositions: there are 22 still to be considered. Each of these complete compositions is in only one of the six sets of solutions among $\mathcal{F}(c')$, $\mathcal{A}(c')$, $\mathcal{E}(c')$, $\mathcal{A}'_+$ and $\mathcal{E}'_+$.

- Suppose S' is frozen. The only feasible operation to obtain S' is juxtaposition because an addition of an edge of $E(c') \setminus S$ creates an absorbent solution. S_1 and S_2 are frozen as, otherwise, their juxtaposition is not frozen. Thus, line 9 is correct.
- Suppose S' is absorbent. Thus, S' contains at least one edge in $\mathcal{E}(c') \setminus S$.
  - If S_2 is frozen, then the only feasible operation is juxtaposition and S_1 is absorbent.
  - If S_2 is extensible, then its extensible alternating path is merged with an extensible alternating path of S_1 that is not closeable. Thus, S_2 is in $\mathcal{E}'$.
  - If S' results from an absorption, then S_1 is absorbent and S_2 is closeable.
  - If S' results from a closing, then S_1 and S_2 are closeable. Since the resulting solution is absorbent, S_1 is in $\mathcal{A}'_+$.

  Hence, line 10 is correct.
- Suppose $S' \in \mathcal{A}_+$. Then, S' is extensible and does not contain any extensible alternating paths.
  - If S' results from a juxtaposition, then S_1 does not contain an extensible alternating path and S_2 is either frozen or closeable. In the first case, S_1 must be closeable and therefore $S_1 \in \mathcal{A}'_+$. In the second case, S_1 is in $\mathcal{F}', \mathcal{A}'$ or $\mathcal{A}'_+$.
  - If S' results from a merge, then S_1 is closeable and S_2 is either extensible or closeable. In the first case, the extensible alternating path of S_1 is

merged with an extensible alternating path of S_2 so that the resulting solution is not extensible. Thus, S_1 is in $\mathcal{E}'_+$. In the second case, S_1 does not contain an extensible alternating path since otherwise S' is extensible. Thus, S_1 is in $\mathcal{A}_+$.

Hence, line 11 is correct.

- Suppose S' is extensible. Then, either S_1 contains an extensible alternating path or S_2 is extensible.
  - If S_1 is extensible and S' results from a juxtaposition, then S_2 is not closeable since otherwise the resulting solution is also closeable. Thus, S_2 is frozen or extensible.
  - If S_1 is extensible and S' results from a merge. Then, since we only consider solutions of $\mathcal{E}'$ with a unique extensible alternating path, S_2 cannot be extensible since otherwise the resulting solution is absorbent. Thus, S_2 is closeable.
  - If S_1 is in $\mathcal{E}'_+$, then since S' is not closeable, the extensible alternating path of S_1 is either merged with an alternating path or closed into a cycle with a closeable alternating path. Thus, S_2 is extensible and S' results from a merge or S_2 is closeable and S' results from a closing.
  - If S_2 is extensible and S_1 does not contain any extensible or closeable alternating path, then S' results from a juxtaposition and S_1 is frozen or absorbent.

  Hence, line 12 is correct.
- Suppose S' is in $\mathcal{E}_+$. Then, S' is closeable and contains one extensible alternating path. Recall that we ignore solutions resulting from merge between a solution of $\mathcal{E}_+$ and a closeable solution. Thus, S' results from a juxtaposition and either S_1 or S_2 contains an extensible alternating path.
  - If S_1 is in $\mathcal{E}'_+$, then S_2 can be any solution.
  - If S_1 is in $\mathcal{A}'_+$, then for S' to contain an extensible alternating path, S_2 must be extensible.
  - If S_1 is extensible, then for S' to contain a closeable alternating path, S_2 must be closeable.

  Hence, line 13 is correct.

As after these assignments, each of the solutions of G_t is in a unique set and is a composition of a solution of G_{t-1} and $G^*(e_t)$, computed values for the table entries are correct for G_t.

Finally, after the execution of the loop, computed values for sets $\mathcal{F}(c'), \mathcal{A}(c')$ and $\mathcal{E}(c')$ are correct for $G_k = G^*(c')$. It remains to compute the value of the table entry for $\mathcal{C}(c')$. Sets containing closeable alternating paths are exactly the sets $\mathcal{A}_+$ and $\mathcal{E}_+$, thus $\mathcal{A}_+ \cup \mathcal{E}_+ = \mathcal{C}(c')$. Hence, the assignment line 15 is correct. □

Clique. Let c be a clique of G^* and let d be the upper door of c. We show in this part how to compute the table entries for the sets $\mathcal{F}(c)$ and $\mathcal{E}(c)$. Note that, since the edge between $G^*(c)$ and its parent is a bridge, the sets $\mathcal{C}(c)$ and $\mathcal{A}(c)$ are empty. Let e be the alternating element of c containing the upper door d of c. The idea is to first compute the table entries for the graph $G^*(e)$ and then merge the obtained table entries to the table entries of the subclique. If e is an

Algorithm 8: *compute_clique*

Data: A scaffold graph (G^*, M^*), a partial solution S and a clique c.
Output: Table entries $[\mathcal{F}(c)]$ and $[\mathcal{E}(d)]$.

1 $d \leftarrow$ upper door of c;
2 $e \leftarrow$ alternating element of c containing d with vertices $\{v_0, v_1, \ldots, v_k\}$;
3 $c' \leftarrow$ subclique of c;
4 $compute_subclique(c')$; $compute_alternating_element(e)$;
5 **if** *e is an alternating path* ***and*** *d is an extremity of e* **then**
6 $\quad d' \leftarrow$ other extremity of e;
7 $\quad [\mathcal{I}_e] \leftarrow juxtapose(\{\{e\}\}, \{\mathcal{F}(v_1)\}, \ldots, \{\mathcal{F}(v_{k-1})\})$;
8 $\quad [\mathcal{E}_d] \leftarrow juxtapose(\{\mathcal{F}(d)\}, \{\mathcal{E}(d')\}, \{\mathcal{I}_e\})$
9 $\quad [\mathcal{E}_{d'}] \leftarrow juxtapose(\{\mathcal{E}(d)\}, \{\mathcal{F}(d')\}, \{\mathcal{I}_e\})$
10
11 $\quad [\mathcal{F}(c)] \leftarrow juxtapose(\{\mathcal{F}(e), \mathcal{E}_{d'}\}, \{\mathcal{F}(c'), \mathcal{C}(c'), \mathcal{A}(c'), \mathcal{E}(c')\})$
$\quad\quad \cup\ merge_2(\{\mathcal{C}(e), \mathcal{E}_{d'}\}, \{\mathcal{C}(c'), \mathcal{E}(c')\})$
$\quad\quad \cup\ absorb(\{\mathcal{C}(e)\}, \{\mathcal{A}(c')\})$
$\quad\quad \cup\ close_2(\{\mathcal{C}(e)\}, \{\mathcal{C}(c')\})$
12
13 $\quad [\mathcal{E}(c)] \leftarrow juxtapose(\{\mathcal{C}(e), \mathcal{E}_d\}, \{\mathcal{F}(c'), \mathcal{C}(c'), \mathcal{A}(c'), \mathcal{E}(c')\})\}$
$\quad\quad \cup\ merge_2(\{\mathcal{C}(e)\}, \{\mathcal{C}(c'), \mathcal{E}(c')\})$
14 **else**
15 $\quad [\mathcal{F}(c)] \leftarrow juxtapose(\{\mathcal{C}(e), \mathcal{F}(e), \mathcal{E}(e)\}, \{\mathcal{C}(c'), \mathcal{F}(c'), \mathcal{A}(c'), \mathcal{E}(c')\})$
$\quad\quad \cup\ merge_2(\{\{\mathcal{C}(e), \mathcal{E}(e), \mathcal{C}(c'), \mathcal{E}(c')\}\})$
$\quad\quad \cup\ absorb(\{\mathcal{C}(e), \{\mathcal{A}(c')\}\})$
$\quad\quad \cup\ close_2(\{\mathcal{C}(e)\}, \{\mathcal{C}(c')\})$
16 $\quad [\mathcal{E}(c)] \leftarrow \varnothing$

alternating path and d is an extremity of e, we replace $\mathcal{E}(e)$ by two intermediate sets $\mathcal{E}_d$ and $\mathcal{E}_{d'}$. Let S' be a solution of $G^*(e)$. Then, $S' \in \mathcal{E}_d$ if and only if $S' \in \mathcal{E}(e)$ and d is an extremity of an alternating path of S'. Likewise, $S' \in \mathcal{E}_{d'}$ if and only if $S' \in \mathcal{E}(e)$ and d is not an extremity of an alternating path of S'. Note that $\mathcal{E}(e) = \mathcal{E}_d \cup \mathcal{E}_{d'}$. In order to compute these two sets, we reuse the value of $\mathcal{I}_e$, computed in *compute_alternating_element*.

Lemma 7 *For any clique c, the values of the table entries provided by Algorithm 8 are correct for the sets $\mathcal{F}(c)$ and $\mathcal{E}(d)$.*

Proof Suppose e is an alternating path and the upper door d of c is an extremity of e. Let d' be the other extremity of e. First, we compute the table entries for the sets $\mathcal{C}(e), \mathcal{F}(e), \mathcal{E}_d$ and $\mathcal{E}_{d'}$. Suppose that the values of the table entries provided by *compute_alternating_element*(p) are correct for the sets $\mathcal{C}(e)$ and $\mathcal{F}(e)$. It remains to compute the table entries for the sets $\mathcal{E}_d$ and $\mathcal{E}_{d'}$. We recall that $\mathcal{I}_e$ is the juxtaposition of all frozen solutions of the inner vertices of e.

- A solution S' of $G^*(e)$ is in $\mathcal{E}_d$ if and only if S' is in $\mathcal{E}(e)$ and no non-matching edge is incident to d in $G^*(e)$. Thus, $\mathcal{E}_d$ is the juxtaposition of e, $\mathcal{I}_e$, $\mathcal{F}(d)$ and $\mathcal{E}(d')$, implying that line 5 is correct.
- Similarly, a solution S' of $G^*(e)$ is in $\mathcal{E}_{d'}$ if and only if S' is in $\mathcal{E}(e)$ and no non-matching edge is incident to d' in $G^*(e)$. Thus, $\mathcal{E}_d$ is the juxtaposition of e, $\mathcal{I}_e$, $\mathcal{E}(d)$ and $\mathcal{F}(d')$, implying that line 6 is correct.

Further, we show that the table entries computed for the set $\mathcal{F}(c)$ and $\mathcal{E}(c)$ are correct.

- A solution S' of $G^*(c)$ is frozen if and only if S' contains an edge incident to d. This is the case if the subsolution of S' in $G^*(e)$ is in $\mathcal{F}(e)$ or $\mathcal{E}_{d'}$ or if S is obtained by a merger operation, an absorption operation or a closing operation. Thus, line 8 is correct.

Algorithm 9: *Feasibility*

Data: A scaffold graph (G^*, M^*) a partial solution S and two integers σ_p, σ_c
1 $root \leftarrow$ root of G^* ;
2 $compute_subclique(root)$;
3 **return** $\sigma_p \in ([\mathcal{C}(root), \sigma_c] \cup [\mathcal{F}(root), \sigma_c] \cup [\mathcal{A}(root), \sigma_c] \cup [\mathcal{E}(root), \sigma_c])$

- A solution S' of $G^*(c)$ is extensible if and only if S does not contain an edge incident to d. This is the case if the subsolution of S in $G^*(e)$ is in $\mathcal{C}(e)$ or $\mathcal{E}_d$ or if S' is obtained by a merger operation and d' is an extremity of an alternating path in the subsolution of S in $G^*(e)$. Thus, line 10 is correct.

Now, suppose that the upper door d of c is an inner vertex of e. In that case, a subsolution S' of $G^*(c)$ is necessarily frozen. Then any feasible composition of a solution of $G^*(c')$ and a solution of $G^*(e)$ is a frozen solution and thus, line 13 is correct. Similarly, since no extensible solution of $G^*(c)$ exist, line 14 is correct. □

6.3 Feasibility function

We can now provide an answer to the feasibility of finding a solution for Scaffolding by using Algorithm 9. Let r be the root of G^*. Notice than since r does not have an upper door then the subclique of r corresponds to r. Thus, it is not possible to call *compute_clique* on r. That is why the first recursive call of the algorithm is made with the function *compute_subclique*.

Corollary 2 *Given a partial solution S, Algorithm 9 returns true if and only if (G^*, M^*) can be decomposed into σ_p alternating paths and σ_c alternating cycles. The time complexity of the algorithm is $\mathcal{O}(|V(G^*)| \cdot \sigma_c^2)$.*

Proof Since $G^*(root) = G^*$, there is a solution S with $\sigma_p(S) = \sigma_p$ and $\sigma_c(S) = \sigma_c$, if and only if S is in $\mathcal{C}(root)$, $\mathcal{F}(root)$, $\mathcal{A}(root)$, or $\mathcal{E}(root)$. Thus, the return of the function indicates if such a solution exists and then the algorithm is correct. Concerning the time complexity, the composition operations are executable in $\mathcal{O}(\sigma_c^2)$ time. Thus, without taking into account the recursive calls, the time complexity of Algorithm 5, Algorithm 6, Algorithm 7 and Algorithm 8 in one iteration of a loop is $\mathcal{O}(\sigma_c^2)$. Let C denote the number of cliques in GG. In Algorithm 5, the number of iterations made by all calls of this function depends on C and then the time complexity of all these iterations is $\mathcal{O}(C \cdot \sigma_c^2)$. Similarly, we can show that the time complexities of the iterations made by all calls of Algorithm 6, Algorithm 7 and Algorithm 8 are $\mathcal{O}(|V| \cdot \sigma_c^2)$, $\mathcal{O}(|M^*| \cdot \sigma_c^2)$ and $\mathcal{O}(C \cdot \sigma_c^2)$. Then, the time complexity of all iterations in all functions is $\mathcal{O}((|V)| + |M^*| + C) \cdot \sigma_c^2)$ and since the number of matching edges and the number of cliques is bounded by the number of vertices of G^*, we have a time complexity $\mathcal{O}(|V(G^*)| \cdot \sigma_c^2)$. □

A running example is depicted in Figure 9 and Example 1 (Tables 1 to 5).

7 Approximation Result

We now prove the following approximation result.

Theorem 4 *Algorithm 1 provides a solution for (σ_p, σ_c)-Scaffolding in connected cluster graphs with an approximation ratio of at most five and a time complexity $\mathcal{O}(|V| \cdot |E(G^*)| \cdot \sigma_c^2)$. The approximation ratio is tight.*

Table 1: compute_vertex

Vertex	#cycles	$\mathcal{F}$	$\mathcal{E}$
o	0	$[2-3]$	$[2-3]$
	1	$\varnothing$	$[1-1]$
	2	$\varnothing$	$\varnothing$
q	0	$\varnothing$	$[1-1]$
	$[1-2]$	$\varnothing$	$\varnothing$
r	0	$[1-1]$	$[1-2]$
	1	$[0-0]$	$\varnothing$
	2	$\varnothing$	$\varnothing$
u	0	$[3-9]$	$[4-10]$
	1	$[2-7]$	$[3-8]$
	2	$[1-5]$	$[2-6]$
any other vertex	0	$[0-0]$	$\varnothing$
	$[1-2]$	$\varnothing$	$\varnothing$

Table 2: compute_alternating_element

Element	#cycles	$\mathcal{F}$	$\mathcal{E}$	$\mathcal{C}$
op	0	$\varnothing$	$[2-3]$	$[3-4]$
	1	$\varnothing$	$[1-1]$	$[2-2]$
	2	$\varnothing$	$\varnothing$	$\varnothing$
qr	0	$[1-2]$	$[2-3]$	$[3-4]$
	1	$\varnothing$	$[1-1]$	$[2-2]$
	2	$\varnothing$	$\varnothing$	$\varnothing$
uv	0	$\varnothing$	$[4-10]$	$[4-11]$
	1	$\varnothing$	$[3-8]$	$[3-9]$
	2	$\varnothing$	$[2-6]$	$[2-7]$
other	0	$\varnothing$	$\varnothing$	$[1-1]$
	$[1-2]$	$\varnothing$	$\varnothing$	$\varnothing$

Table 3: compute_subclique

Subclique	#cycles	$\mathcal{F}$	$\mathcal{A}$	$\mathcal{E}$	$\mathcal{C}$
c'_1, c'_4	0	$\varnothing$	$\varnothing$	$\varnothing$	$[1-1]$
	$[1-2]$	$\varnothing$	$\varnothing$	$\varnothing$	$\varnothing$
c'_2, c'_3	0	$[0-0]$	$\varnothing$	$\varnothing$	$\varnothing$
	$[1-2]$	$\varnothing$	$\varnothing$	$\varnothing$	$\varnothing$
c'_5	0	$\varnothing$	$\varnothing$	$[4-6]$	$[4-9]$
	1	$\varnothing$	$[3-7]$	$[3-7]$	$[3-6]$
	2	$\varnothing$	$[2-5]$	$[2-4]$	$[2-5]$
c'_6	0	$\varnothing$	$\varnothing$	$[4-10]$	$[4-12]$
	1	$\varnothing$	$[3-10]$	$[3-8]$	$[3-10]$
	2	$\varnothing$	$[2-8]$	$[2-6]$	$[2-8]$

Table 4: compute_clique

Clique	#cycles	$\mathcal{F}$	$\mathcal{E}$
c_1, c_4	0	$[1-1]$	$[1-2]$
	1	$[0-0]$	$\varnothing$
	2	$\varnothing$	$\varnothing$
c_2, c_3	0	$\varnothing$	$[1-1]$
	$[1-2]$	$\varnothing$	$\varnothing$
c_5	0	$[3-9]$	$[4-10]$
	1	$[2-7]$	$[3-8]$
	2	$[1-5]$	$[2-6]$

Table 5: Detailled computation for subclique c'_5.

Iteration	#cycles	$\mathcal{F}$	$\mathcal{A}$	$\mathcal{A}_+$	$\mathcal{E}$	$\mathcal{E}_+$
$\{m, n\}$	0	$\varnothing$	$\varnothing$	$[1-1]$	$\varnothing$	$\varnothing$
	$[1-2]$	$\varnothing$	$\varnothing$	$\varnothing$	$\varnothing$	$\varnothing$
$\{m, n, o, p\}$	0	$\varnothing$	$\varnothing$	$[3-5]$	$\varnothing$	$[3-4]$
	1	$\varnothing$	$[2-3]$	$[2-3]$	$\varnothing$	$[2-2]$
	2	$\varnothing$	$[1-1]$	$\varnothing$	$\varnothing$	$\varnothing$
$\{e, f, g, h, q, r\}$	0	$\varnothing$	$\varnothing$	$[4-9]$	$[4-6]$	$[4-8]$
	1	$\varnothing$	$[3-7]$	$[3-7]$	$[3-7]$	$[3-6]$
	2	$\varnothing$	$[2-5]$	$[2-5]$	$[2-4]$	$[3-4]$

Example 1: Running example on the graph depicted in Figure 9. Tables 1 to 4 depicte the table entries resulting from Algorithms 5 to 8, respectively. Table 5 display the values of the table entries after each iteration of alternating element for the subclique c'_5. Let c be the value given by the column "#cycles" and x be the item considered in the first column. For each X in $\mathcal{F}, \mathcal{A}, \mathcal{A}_+, \mathcal{E}, \mathcal{E}_+$ and $\mathcal{C}$, the interval given by the column X corresponds to $[X(x), c]$.

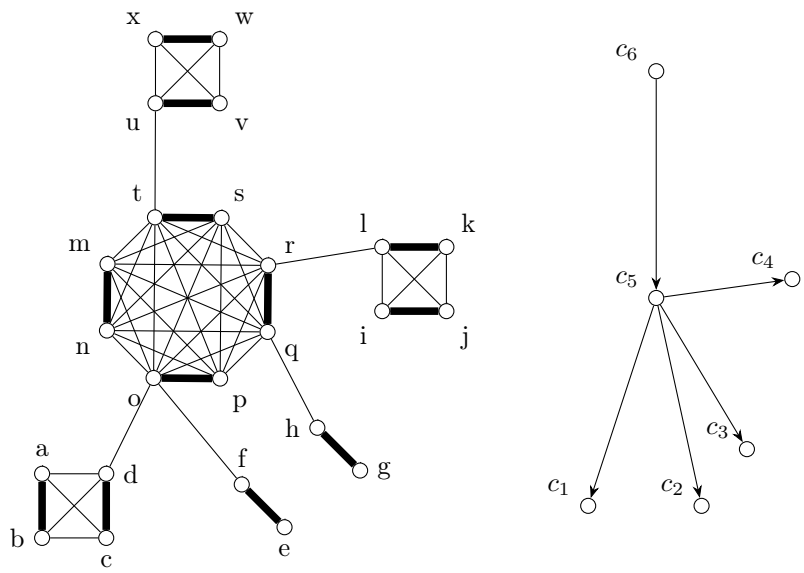

Figure 9: **Left:** The connected cluster graph G^* used for the pratical example. The graph contains the following cliques: $c_1 = \{a, b, c, d\}$, $c_2 = \{f, e\}$, $c_3 = \{h, g\}$, $c_4 = \{i, j, k, l\}$, $c_5 = \{m, n, o, p, q, r, s, t\}$ and $c_6 = \{u, v, w, x\}$. **Right:** Tree structure of G^* used in the algorithm. The root of these structure is the clique c_6.

Proof We suppose that the input of the algorithm is a scaffold graph (G^*, M^*, ω) with non-negative weights and such that G^* is a path connected cluster graph. We first show that the algorithm is correct. Note that, since each time we add an edge e to S, we remove from E all incident non matching edges to e, the set S induces only paths and cycles.

If it is not possible to build a solution from the graph, then the feasibility condition is not verified and then the algorithm returns an error. Otherwise, since we ensure that the feasibility condition is verified at each step, when the algorithm terminates, then it builds σ_p paths and σ_c cycles.

Now, we prove the approximation ratio. Since they always appear in any solution, we do not consider the edges of M^* in what follows. Notice that, since there is, for each path, one chosen edge less than the number of involved matching edges, and for a cycle, the same number of chosen edge as the number of involved matching edges, then the number of non-matching edges in every solution is exactly $n - \sigma_p$.

We denote by $e_1, \ldots, e_m$ the edges of the graph G^*, sorted in non-increasing order by their weights. We denote by $e_1^A, \ldots, e_{n-\sigma_p}^A$ the edges of the solution S_A given by Algorithm 1, sorted in non-increasing order by their weights. In the same way, we denote by $e_1^{opt}, \ldots, e_{n-\sigma_p}^{opt}$ the edges of an optimal solution S_{opt} for the problem, also sorted in non-increasing order. Both sequences $e_1^A, \ldots, e_{n-\sigma_p}^A$ and $e_1^{opt}, \ldots, e_{n-\sigma_p}^{opt}$ are clearly subsequences of $e_1, \ldots, e_m$. Let $\varphi : S_{opt} \to S_A$ be a mapping such that

$$\forall e \in S_{opt}, \omega(e) \leq \omega(\varphi(e)) \tag{1}$$

$$\forall e \in S_A, |\varphi^{-1}(\{e\})| \leq 5 \tag{2}$$

Inequality (1) indicates that for each $e \in E$ in an optimal solution, there is an edge $\varphi(e) \in S_A$ such that the weight of this latter edge is at least the weight of e. Whereas

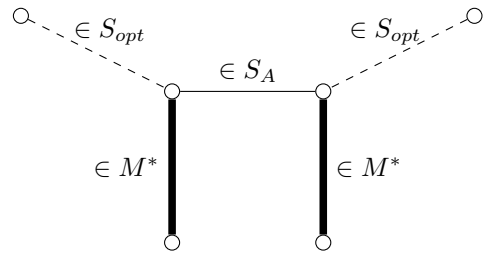

Figure 10: A greedily chosen edge can eliminate up to two optimal edges by the update_edge function.

(2) states that for each $e \in S_A$, we may associate e to at most four edges of the optimal solution. In the following, we prove that it is possible to define a mapping φ satisfying these inequalities.

The algorithm may decide not to choose an edge e_i^{opt} for four main reasons:

- e_i^{opt} is eliminated because it is in R, when an edge e_j^A is chosen. In this case, we have $\omega(e_j^A) \geq \omega(e_i^{opt})$ because only edges appearing after e_j^A in the ordered list can be in R. When an edge e_j^A is chosen, it can eliminate at most two edges of optimal solution by updating of the list of edges (see Figure 10). We assign $\varphi(e_i^{opt}) = e_j^A$ in this case. (1) is satisfied by construction, and (2) holds when considering only the optimal edges which are eliminated by this way.
- e_i^{opt} is eliminated because its addition disconnects the graph and the number of alternating cycles and alternating paths required to cover the graph becomes too big. This happens in one of the following two cases.
  - e_i^{opt} closes a cycle. In that case, there is at least one edge e_j^A in this cycle, and since it has been chosen before the algorithm considers e_i^{opt}, we necessarily have $\omega(e_j^A) \geq \omega(e_i^{opt})$. Thus, we assign $\varphi(e_i^{opt}) = e_j^A$. Then, (1) is satisfied by construction. The edge e_j^A has been already chosen, may have eliminated at most two optimal edges, but (2) is still satisfied.
  - e_i^{opt} closes a door d and one bridge dxincident to d is necessary to construct a solution with the remaining edges. There is a door y which has been closed by an edge e_j^A in a previous step and this forces dx to be in S_A. Since closing a door increases by at most one the minimum number of alternating paths required to cover the graph, the closing of y forces at most one bridge of G^* to be in S_A. Thus, the closing of y prevents d and x from closing, that is, at most two edges of S^{opt}, incident to d and x respectively, can be associated to e_j^A Then, (1) is satisfied by construction. The edge e_j^A may have eliminated at most two optimal edges in R and may prevent the closing of a cycle, but (2) is still satisfied.
- e_i^{opt} is eliminated because its inclusion would merge two paths p_1 and p_2. If e_i^{opt} is not a bridge and p_1 and p_2 are a single-edge paths, then the number of alternating cycles and paths are reached in S, that is $\sigma_c = c$, $\sigma_p = p$ and $S = S_A$. Then, we can find an edge e_j^A such that $|\varphi^-1(e_j^A)| = 0$ and we assign $\varphi(e_i^{opt}) = e_j^A$. Then, (1) and (2) are satisfied by construction. Otherwise, the algorithm eliminates e_i^{opt} because one of the merged paths must be closed into a cycle to reach the correct number of alternating cycles. Otherwise, there is an edge e_j^A in S_A considered before e_i^{opt} in the algorithm such that $|\varphi^-1(e_j^A)| \leq 3$

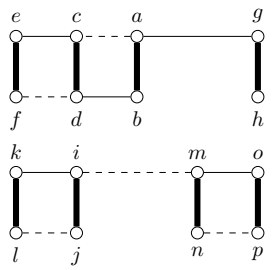

Figure 11: The approximation ratio of five for the greedy algorithm is tight. Matching edges are bold, dashed edges are in the approximate solution and solid edges are in the optimal solution. G^* is composed by the cliques $C_1 = \{a, b, c, d, e, f\}$, $C_2 = \{g, h\}$, $C_3 = \{i, j, k, l\}$ and $C_4 = \{m, n, o, p\}$. All edges have weight zero except ac and the edges of S_{opt}. We suppose that $\sigma_p = 3$ and $\sigma_c = 0$, and the greedy algorithm chooses "the wrong edge" ac first. Consequently, the solution S_A given by the greedy algorithm is of weight 1, whereas an optimal solution would be of weight 5.

Table 6: Real dataset.

Species	Size (bp)	Type	Accession
Anopheles Gambiae str. PEST (`anopheles`)	41,963,435	Chromosome 3L	NT_078267.5
Bacillus anthracis str. Sterne (`anthrax`)	5,228,663	Chromosome	NC_005945.1
Arabidopsis Thaliana (`arabido`)	119,667,750	Complete genome	TAIR10
Zaire ebolavirus (`ebola`)	18,959	Complete genome	NC_002549.1
Gloeobacter violaceus PCC 7421 (`gloeobacter`)	4,659,019	Chromosome	NC_005125.1
Lactobacillus acidophilus NCFM (`lactobacillus`)	1,993,560	Chromosome	NC_006814.3
Danaus plexippus (`monarch`)	15,314	Mitochondrion	NC_021452.1
Pandoravirus salinus (`pandora`)	2,473,870	Complete genome	NC_022098.1
Pseudomonas aeruginosa PAO1 (`pseudomonas`)	6,264,404	Chromosome	NC_002516.2
Oryza sativa Japonica (`rice`)	134,525	Chloroplast	X15901.1
Saccharomyces cerevisiae (`sacchr3`)	316,613	Chromosome 3	X59720.2
Saccharomyces cerevisiae (`sacchr12`)	1,078,177	Chromosome 12	NC_001144.5

(since otherwise the path would be already closed into a cycle) and then we assign $\varphi(e_i^{opt}) = e_j^A$. Again, (1) and (2) are satisfied by construction.

From the previous discussion and by (1) and (2), clearly we have:

$$\omega(S_{opt}) \leq \omega(\varphi(S_{opt})) \leq 5\omega(S_A).$$

The ratio is tight, as shown by the example depicted in Figure 11. Concerning the complexity, the edges can be sorted in $\mathcal{O}(|V(G^*)| \log |E(G^*)|)$ time. The feasibility function is called $|E(G^*)|$ times. Thus, the time complexity of the algorithm is $\mathcal{O}(|E(G^*)| \cdot |V(G^*)| \cdot \sigma_c^2)$. □

8 Experimental results

In this section, we compare the performance of Algorithm 1 with three different feasibility functions and an integer linear programming formulation [15] implemented with ILOG CPLEX [16].

Dataset. We reuse the dataset already used in [9], which was obtained with the following pipeline:

Table 7: Statistics on scaffold graphs. The completion rate is the percentage of added edges compared to number of added edges in the complete version. For all instances, we take $\sigma_c = 0$.

data	#contigs	#edges	σ_p	Completion rate [%] Cluster	Block
anopheles	42,045	71,452	7201	27	20
anthrax	4,055	6,958	371	94	91
ebola	17	26	4	81	70
gloeobacter	4,517	7,885	506	95	95
lactobacillus	1,898	3,335	185	94	89
monarch	14	19	4	45	39
pandora	2,451	4,271	291	91	83
pseudomonas	5,248	9,086	543	95	87
rice	84	26	10	76	69
sacchr3	296	527	34	88	81
sacchr12	889	1,522	101	94	94

1 Choice of a reference genome, for instance on the nucleotide database from NCBI[3]. Table 6 presents selected genomes used for our experiments. We chose a panel of genomes of various origins and sizes.
2 Simulation of paired-end reads, using `wgsim` [17]. The chosen parameters are an insert size of 500bp and a read length L of 100bp.
3 Assembly using the *de novo* assembly tool, based on a De Bruijn graph efficient representation: `minia` [18] with k-mer size $k = 30$.
4 Mapping of reads on contigs, using `bwa` [19]. This mapping tool was chosen according to results obtained by Hunt [20], a survey on scaffolding tools.
5 Generation of scaffold graph from the mapping file.

Statistics on the numbers of vertices and edges in produced scaffold graphs can be viewed in Table 7.

Feasibility functions. There is no polynomial-time computable feasibility function in the general case.Thus, to use the greedy algorithm with a specific feasibility function on a real instance, we must transform it. For this, we construct a supergraph by adding edges of weight zero. We compare three feasibility functions, defined on complete graphs, connected cluster graphs and block graphs[4], respectively. Note that the construction of a complete supergraph requires the largest amount of edge additions whereas the least amount of edge additions is required for the construction of a block supergraph. We already showed in [9] that the computed ratio is close to one on real instances, that is, relatively far from the theoretical ratio of 3. The aim of these experiments is to answer the two following questions:

- Can greedy algorithms on connected cluster graphs and block graphs be used on large scaffold graphs, and what is its associated computation time?
- Do we get a better practical ratio if the amount of additional edges is smaller (e.g. the completion rate, see Table 7, is smaller)? In other words, do we obtain better results on block graphs and connected cluster graphs than in complete graphs?

Results Experiments were run on a personal computer with four i7 processors at 1.9GHz and 16GB RAM. Memory usage was very light, even on the biggest instance

[3] `http://www.ncbi.nlm.nih.gov/`

[4] A *block graph* is a graph in which every biconnected component is a clique (note that a connected cluster graph is a special case of block graph).

Table 8: Results statistics. The score corresponds to the sum of the weights of the edges. Times are given in seconds.

	Complete		Cluster		Block		ILP	
data	Score	Time	Score	Time	Score	Time	Score	Time
anopheles	1,707,529	2.90	1,707,759	99.91	1,707,762	160.77	1,736,748	>3600
anthrax	226,709	0.26	226,712	0.60	226,712	0.96	228,064	26.22
ebola	776	0.00	776	0.00	776	0.00	776	0.01
gloeobacter	218,602	0.29	218,602	0.90	218,602	1.38	220,527	14.86
lactobacillus	95,497	0.12	95,497	0.22	95,497	0.27	96,313	2.48
monarch	506	0.00	506	0.00	506	0.00	507	0.01
pandora	119,599	0.16	119,599	0.31	119,599	0.48	120,710	3.85
pseudomonas	279,607	0.32	279,607	1.18	279,607	1.81	280,978	19.72
rice	4,293	0.00	4.293	0.01	4.293	0.01	4.320	0.02
sacchr3	14,524	0.02	14,531	0.03	14,531	0.03	14,623	0.15
sacchr12	46,041	0.05	46,050	0.07	46,050	0.09	46,395	1.18

anopheles. Table 8 shows scores and computation times for every instance. We can see that greedy computation times are less than few seconds except for *anopheles*, where the connected cluster graph version and the block graph version need a few minutes. As expected, the greedy algorithms are much faster than the ILP formulation in every case. These results let us answer to our first question: connected cluster graph and block graph versions of the greedy algorithm are capable of treating big instances, however the computation time is significantly bigger than the complete version. Concerning the scores, we can see that the three greedy algorithms have the same score for most of the data. The connected cluster graph and block graph versions have a slightly better score in four instances: *anopheles, anthrax, sacchr3* and *sacchr12*. Moreover, connected cluster graph and block graph versions have the same score in all instances except in *anopheles*, where the block graph version improves the score of the connected cluster graph version by three (which is not really significant compared to the absolute values). These results indicate that the answer to the second question is positive. However, the differences between scores are not significant enough to be completely affirmative. We can think that using the greedy algorithm with feasibility function defined on a sparser class of graphs may lead to better results.

9 Conclusion and future work

We presented in this paper the first polynomial-time algorithm approximating the scaffolding problem on non-complete graphs. Using a dynamic programming approach, we exploited the tree-like nature of connected cluster graphs to extend the feasibility function and the analysis of the approximation ratio. We also showed that this new algorithm provides slightly better results on real data than the greedy algorithm on complete graphs, although its theoretical ratio is worse. This leads us to the hypothesis that using a feasibility function defined on a graph class close to the original instance produces better results. This is surprising since, intuitively, algorithms on superclasses can choose from a larger set of edges to build solutions (any solution on the more restricted class is also a solution in the more general class). A natural extension of this work is to consider sparser graphs: for example, one could replace cliques in connected cluster graphs by co-bipartite graphs as the feasibility function is polynomial-time computable in this case [8]. One may also explore the possibility of exploiting randomized algorithms to improve the ratio [6].

Acknowledgements
Not applicable.

Funding
Not applicable.

Availability of data and materials
The datasets used and/or analysed during the current study are available from the corresponding author on reasonable request.

Ethics approval and consent to participate
Not applicable.

Competing interests
The authors declare that they have no competing interests.

Consent for publication
Not applicable.

Authors' contributions
TD and RF developed complexity and inapproximability results. TD, AC, RG and MW conceived the feasibility function on connected cluster graphs. TD implemented the greedy algorithm and performed the tests. All authors read and approved the final manuscript.

Author details
[1]LIRMM, Univ Montpellier, Montpellier, France. [2]IBC, Montpellier, France. [3]LaBRI, University of Bordeaux, Bordeaux, France. [4]CNRS, LIGM, Université Gustave Eiffel, Champs-s/-Marne, France.

References

1. Mardis, E.R.: DNA sequencing technologies: 2006-2016. Nat Protoc **12**(2), 213–218 (2017)
2. Miller, J.R., Zhou, P., Mudge, J., Gurtowski, J., Lee, H., Ramaraj, T., Walenz, B.P., Liu, J., Stupar, R.M., Denny, R., Song, L., Singh, N., Maron, L.G., McCouch, S.R., McCombie, W.R., Schatz, M.C., Tiffin, P., Young, N.D., Silverstein, K.A.T.: Hybrid assembly with long and short reads improves discovery of gene family expansions. BMC Genomics **18**(1), 541 (2017)
3. Mandric, I., Lindsay, J., Măndoiu, I.I., Zelikovsky, A.: Scaffolding algorithms. In: Computational Methods for Next Generation Sequencing Data Analysis, pp. 105–131. John Wiley & Sons, Ltd, NJ (2016). Chap. 5
4. Chateau, A., Giroudeau, R.: Complexity and polynomial-time approximation algorithms around the scaffolding problem. In: Algorithms for Computational Biology - First International Conference, AlCoB 2014, Tarragona, Spain, July 1-3, 2014, Proceedigns, pp. 47–58 (2014)
5. Chateau, A., Giroudeau, R.: A complexity and approximation framework for the maximization scaffolding problem. Theoretical Computer Science **595**, 92–106 (2015)
6. Chen, Z.-Z., Harada, Y., Machida, E., Guo, F., Wang, L.: Better approximation algorithms for scaffolding problems. In: Zhu, D., Bereg, S. (eds.) Frontiers in Algorithmics, pp. 17–28. Springer, Cham (2016)
7. Weller, M., Chateau, A., Giroudeau, R.: Exact approaches for scaffolding. BMC bioinformatics **16**(Suppl 14), 2 (2015)
8. Weller, M., Chateau, A., Giroudeau, R.: On the complexity of scaffolding problems: From cliques to sparse graphs. In: Combinatorial Optimization and Applications, pp. 409–423. Springer, Cham (2015)
9. Dallard, C., Weller, M., Chateau, A., Giroudeau, R.: Instance guaranteed ratio on greedy heuristic for genome scaffolding. In: Chan, T.-H.H., Li, M., Wang, L. (eds.) Combinatorial Optimization and Applications, pp. 294–308. Springer, Cham (2016)
10. Weller, M., Chateau, A., Dallard, C., Giroudeau, R.: Scaffolding problems revisited: Complexity, approximation and fixed parameter tractable algorithms, and some special cases. Algorithmica **80**(6), 1771–1803 (2018)
11. Tørresen, O.K., Star, B., Mier, P., Andrade-Navarro, M.A., Bateman, A., Jarnot, P., Gruca, A., Grynberg, M., Kajava, A.V., Promponas, V.J., Anisimova, M., Jakobsen, K.S., Linke, D.: Tandem repeats lead to sequence assembly errors and impose multi-level challenges for genome and protein databases. Nucleic Acids Research **47**(21), 10994–11006 (2019)
12. Lozin, V.V., Milanic, M.: On the maximum independent set problem in subclasses of planar graphs. J. Graph Algorithms Appl. **14**(2), 269–286 (2010)
13. Orponen, P., Mannila, H.: On approximation preserving reductions: Complete problems and robust measures (revised version). (1987)
14. Bazgan, C., Escoffier, B., Paschos, V.T.: Completeness in standard and differential approximation classes: Poly-(d)apx- and (d)ptas-completeness. Theoretical Computer Science **339**(2), 272–292 (2005)
15. Weller, M., Chateau, A., Giroudeau, R., Poss, M.: Scaffolding with repeated contigs using flow formulations
16. IBM ILOG CPLEX. https://www.ibm.com/products/ilog-cplex-optimization-studio
17. Li, H., Handsaker, B., Wysoker, A., Fennell, T., Ruan, J., Homer, N., Marth, G.T., Abecasis, G.R., Durbin, R.: The sequence alignment/map format and SAMtools. Bioinformatics **25**(16), 2078–2079 (2009)
18. Chikhi, R., Rizk, G.: Space-efficient and exact de Bruijn graph representation based on a bloom filter. In: Algorithms in Bioinformatics - 12th International Workshop, WABI 2012, Ljubljana, Slovenia, September 10-12, 2012. Proceedings, pp. 236–248 (2012)
19. Li, H., Durbin, R.: Fast and accurate long-read alignment with Burrows-Wheeler transform. Bioinformatics **26**(5), 589–595 (2010)
20. Hunt, M., Newbold, C., Berriman, M., Otto, T.: A comprehensive evaluation of assembly scaffolding tools. Genome Biology **15**(3) (2014)